

Haywood County

Comprehensive Parks and Recreation Master Plan



Prepared for:
Haywood County
Council of Governments
November,
~~1998~~, 2006



Prepared by:

BWSC | BARGE
WAGGONER
SUMNER &
CANNON, INC.

TABLE OF CONTENTS

1.0 Introduction

| | |
|--|---|
| 1.1 General Benefits of Parks and Recreation | 1 |
| 1.2 Introduction to Parks and Recreation in Haywood County | 1 |
| 1.3 Project Origin and Planning Process | 4 |
| 1.4 Other Planning Studies Consulted | 5 |

2.0 Context (Existing Resources)

| | |
|---|-----|
| 2.1 Regional Context | 1 |
| 2.2 Existing Parks and Recreation Facilities | 1 |
| <i>Figure 2.1, Haywood County Regional Context Map</i> | 1a |
| <i>Table 2.1, Existing Publicly Owned Facilities</i> | 1b |
| <i>Figure 2.2, Haywood County Public Recreation Facilities Map</i> | 1e |
| <i>Table 2.2, Total Combined Haywood County Parks and Recreation Land by Category</i> | 5 |
| <i>Table 2.3, Haywood County Parks and Recreation Land by Category</i> | 6 |
| <i>Table 2.4, Waynesville Parks and Recreation Land by Category</i> | 6 |
| <i>Table 2.5, Canton Parks and Recreation Land by Category</i> | 6 |
| <i>Table 2.6, Clyde Parks and Recreation Land by Category</i> | 6 |
| <i>Table 2.7, Maggie Valley Parks and Recreation Land by Category</i> | 7 |
| <i>Table 2.8, Haywood County Recreation Facility Inventory and Condition Assessment</i> | 8 |
| 2.3 Private Facilities | 9 |
| <i>Table 2.9, Existing Private Facilities</i> | 9a |
| <i>Figure 2.3, Haywood County Private Recreation Facilities Map</i> | 9c |
| 2.4 Schools | 10 |
| <i>Table 2.10, Existing School Facilities</i> | 10a |
| <i>Figure 2.4, Haywood County Public & Private Schools Map</i> | 10c |
| 2.5 Programs and Special Events | 12 |
| <i>Table 2.11, Countywide Recreation Program Inventory</i> | 12 |
| 2.6 Administration and Finances | 16 |
| 2.7 Demographics | 18 |
| <i>Table 2.12, Haywood County Population Changes and Growth Trends</i> | 18 |
| <i>Table 2.13, Population Density Comparisons</i> | 18 |
| <i>Figure 2.5, Haywood County Population Density Map</i> | 18a |
| <i>Table 2.14, Age Distribution</i> | 19 |

3.0 Public Input

| | |
|----------------------------|---|
| 3.1 Citizen Survey Results | 1 |
| 3.2 Public Forum Results | 3 |

4.0 Needs Analysis

| | |
|--|----|
| 4.1 Introduction..... | 1 |
| 4.2 Park Classifications | 3 |
| 4.3 Needs Assessment by Park Acreage..... | 6 |
| <i>Table 4.1, Parkland Needs Assessment by Total Acreage - 2005</i> | |
| <i>Population</i> | 6 |
| <i>Table 4.2, Parkland Needs Assessment by Total Acreage - 2021</i> | |
| <i>Population</i> | 6 |
| <i>Table 4.3, Haywood County Parkland Summaries - Current</i> | |
| <i>Population</i> | 7 |
| <i>Table 4.4, Haywood County Parkland Summaries - 2021 Population</i> .. | 9 |
| 4.4 Current and Projected Needs Assessment by Facility..... | 10 |
| <i>Table 4.5, Current Needs Assessment</i> | 11 |
| <i>Table 4.6, Projected Needs Assessment</i> | 15 |
| 4.5 Prioritization of Needs..... | 19 |

5.0 Recommendations

| | |
|---|-----|
| 5.1 Introduction..... | 1 |
| 5.2 General Recommendations | 2 |
| <i>Figure 5.1, Haywood County Potential & Proposed Greenways</i> | 3a |
| 5.3 Specific Existing Park and Recreation Facility Recommendations | 5 |
| <i>Table 5.1, Haywood County Summary of Costs</i> | 6 |
| <i>Figure 5.2, Waynesville Rec Park Concept Plan for Improvements</i> | 7a |
| <i>Table 5.2, Waynesville Capital Improvements Plan (CIP)</i> | 8 |
| <i>Table 5.3, Waynesville Summary of Costs</i> | 9 |
| <i>Table 5.4, Canton Summary of Costs</i> | 10 |
| <i>Table 5.5, Clyde Summary of Costs</i> | 11 |
| <i>Table 5.6, Maggie Valley Summary of Costs</i> | 12 |
| <i>Table 5.7, Summary of Costs County-wide</i> | 12 |
| 5.4 Recommendations for New Parks and Facilities | 13 |
| <i>Figure 5.3, Haywood County Parks & Rec Use Zones</i> | 14a |
| <i>Table 5.8, Haywood County New Park and Facility Budgets</i> | 17 |
| <i>Table 5.9, Waynesville New Park and Facility Budgets</i> | 19 |
| <i>Table 5.10, Canton New Park and Facility Budgets</i> | 20 |
| <i>Table 5.11, Clyde New Park and Facility Budgets</i> | 21 |
| <i>Table 5.12, Maggie Valley New Park and Facility Budgets</i> | 22 |
| <i>Table 5.13, Budget Summary</i> | 22 |
| 5.5 Organizational, Operational and Programming Recommendations..... | 23 |

6.0 Implementation

| | |
|--|---|
| 6.1 Prioritization of Improvements and New Facilities | 1 |
| <i>Table 6.1, Haywood County-wide Prioritization for Funding of Recommendations</i> | 1 |
| <i>Table 6.2, Haywood County Prioritization for Funding of Recommendations</i> | 2 |
| <i>Table 6.3, Waynesville Prioritization for Funding of Recommendations</i> | 2 |
| <i>Table 6.4, Canton Prioritization for Funding of Recommendations</i> | 2 |
| <i>Table 6.5, Clyde Prioritization for Funding of Recommendations</i> | 3 |
| <i>Table 6.6, Maggie Valley Prioritization for Funding of Recommendations</i> | 3 |
| 6.2 Operations and Maintenance | 3 |
| <i>Table 6.7, Annual Additional Maintenance Cost Estimates for Upgrades and Additions to Existing Facilities</i> | 7 |
| <i>Table 6.8, Annual Additional Maintenance Cost Estimates for New Facilities</i> | 7 |
| <i>Table 6.9, Combined Yearly Additional Maintenance Cost Estimates for Upgrades and New Facilities</i> | 9 |
| 6.3 Funding | 9 |

Appendix A

Festivals and Events

Appendix B

Haywood County Recreation and Parks Survey Tabulated Responses Public Meetings

Appendix C

Facility Upgrades Estimates

Appendix D

Waynesville CIP

Appendix E

New Facilities Estimates

1.0 INTRODUCTION

1.1 General Benefits of Parks and Recreation

During the early 19th century, most Americans lived in rural communities or small towns with access to open land. The second half of the 19th century saw city populations grow, and the need for park space increased. As a result, city parks were developed to improve public health and relieve the stresses of urban life. It was believed, for example, that park space should be available and accessible to all residents. By the mid-20th century, the population shifted to the suburbs. Many city parks fell into decline as people fled inner cities. People moving to the suburbs believed that backyards would meet the requirements of park space. This was not the case, however; parks were not being provided in the suburbs. During the end of the 20th century, people started to re-examine the need for park space.

With current population growth in both suburbs and inner cities across the United States, old parks are enjoying a renaissance; they are being renovated, new parks are being constructed, greenbelts with trails are being provided for recreation and transportation networks, and open spaces are being preserved for passive use or as natural areas.


Parks play an important role in any community. They serve as places to gather, relax, compete, play, stroll, and learn. Research shows that contact with the natural world improves physical and psychological health. Additionally, physical exercise has been proven to increase health and reduce the risk of diseases. Physical activity also relieves anxiety, improves mood, and enhances psychological well-being. Evidence indicates when people have access to parks, they exercise more. Without accessible parks and open space, people are less likely to exercise regularly. **City, suburb and county residents all should be provided close-to-home park space.** As baby boomers grow into retirement years and the life expectancy of all generations continues to increase, the need for parks and recreation space that meets the needs of seniors will increase. As development continues to sprawl throughout the countryside, the preservation of natural areas will be more and more important.



1.2 Introduction to Parks and Recreation in Haywood County

After a 22-year absence, the Haywood County Board of Commissioners reinstated the county department in April of 2000. Since reinstatement, the **Haywood County Recreation & Parks Department** received a North Carolina Parks and Recreation Trust Fund (NCPARF) grant to develop the first county-operated park which opened in June 2004.


Allens Creek Park includes three large multi-purpose fields, a playground, walking path, concessions and restroom facility, and a bocce court on eight acres of leased land. The Department has formed partnerships for all other facility usage and also rents the Waynesville Recreation Center gym to operate the countywide youth basketball program.



With a total county population of 57,097, the current annual recreation budget is \$300,000, of which \$100,000 is allocated to the Canton and Waynesville departments. Staff includes two full-time, one permanent part-time, one regular part-time, and 20 seasonal employees.

In late 2005, the County Recreation Advisory Board worked extensively to identify goals and begin strategic planning. A countywide facility and program inventory, as well as a needs assessment survey, was completed.

The **Waynesville Parks and Recreation Department** began as a development commission in 1956. The first master plan was completed in 1970 and the town took over the commission in 1975.



With an annual budget of \$1.8 million, the Waynesville Department employs 18 full-time, one permanent part-time, and 27 part-time staff and maintains five parks totaling 55 acres and two recreation centers. The 64,000 square foot Waynesville Recreation Center opened December 2000 with a multi-use, two court gym with six adjustable goals, natatorium with water play park and an eight-lane 25-yard lap pool, locker rooms, multi-purpose rooms, weight and cardio rooms, game room, walking track, racquetball courts, kitchen, and child care.

The Town of Waynesville, population 9,536, spearheaded greenway development in 1992 with the endorsement of the Richland Creek Action Committee. The committee has generated funding from seven sources over the past 10 years including a \$200,000 award in 2001 from Transportation Enhancement Act Funds (TEA-21) for the construction of a portion of the Richland Creek Greenway. The Town and County are currently working together to complete the first leg of this initiative and are also coordinating with all other municipalities to further develop a greenway system.

Since 1948, the **Canton Recreation Department** has primarily provided maintenance services for nine baseball/softball fields (seven are on school grounds), a senior nutrition site, and a 14-acre community park. The department also maintains the recently renovated Colonial Theatre and built four tennis courts on school property for community and school use. A 25-year lease from International Paper allowed the Town of Canton to begin development of a 41-acre sports complex in 2003, of which 18 acres have been developed.



Canton's population is 4,122 and the current recreation budget is \$466,053. Staff consists of two full-time, three part-time and 22 summer staff.


The back-to-back floods of September 2004 devastated most of Canton's facilities, but at the same time, they have provided exciting new opportunities for recreation development. FEMA funding has been received to restore those facilities not totally destroyed and a redevelopment plan has been created.



The **Town of Clyde**, population 1,386, has one park with a shelter, grills, picnic tables and restrooms. Similar to Canton, the floods of 2004 brought devastation, as well as opportunity. A redevelopment plan for the downtown business district includes a small playground, picnic shelter and restrooms. Twenty-one homes were approved for the Federal Buyout and 54 approved for the

State Buyout Programs, of which some of the property will be acquired by the Town. An application has been submitted by the County, Clyde and Canton for funding to purchase the remaining parcels located in the floodway along the Pigeon River between Clyde and Canton.

The **Town of Maggie Valley**, population 1,122, is driven by the tourism industry. In 2003, the Town purchased a 10-acre tract of flat land bordered by US Highway 19 and Jonathan Creek to develop the Maggie Valley Festival Grounds. A Parks, Recreation and Festival Advisory Commission approves events at the facility and makes recommendations to the Board of Aldermen as needed.



The Town also maintains a small park behind town hall. A civic organization built a pavilion adjacent to town hall that includes a stage, small kitchen and restrooms. The greenway advisory committee developed a three-phase master plan for greenway development along Jonathan Creek of which phase one has been completed.

1.3 Project Origin and Planning Process

Barge, Waggoner, Sumner and Cannon, Inc. (BWSC) was hired in March 2006 to prepare a joint Comprehensive Parks and Recreation Master Plan for Haywood County including the municipalities of Waynesville, Canton, Clyde and Maggie Valley. The fact that the County and the municipalities have joined together to fund and develop the creation of this master plan is indeed a bold and forward thinking step that most communities do not take. Too many times municipalities within a county and the county itself plan separately for the provision of recreation facilities in an entire county. The approach taken by this study will result in the streamlined provision of recreation facilities and services to residents across the county by avoiding duplication and reducing costs.

The master planning process was started on March 27, 2006, at a kick-off meeting and facility site visits with representatives from BWSC, Haywood County, Waynesville, Canton, Clyde and Maggie Valley.

The preparation of the Master Plan utilized an open planning process to gain public input and consensus on the results. Several public participation meetings were held in June 2006 to gain input on recreation needs and priorities in the County and again in November to present the findings of the study.

The following is a summary of the planning steps:

- Collected and evaluated information related to the inventory of existing City and County recreational facilities.
- Collected and evaluated information regarding existing recreational programs and facilities provided by other groups such as other public, voluntary and private facilities, including schools

- Identified and evaluated expectant life and replacement costs for existing facilities.
- Identified and evaluated the adequacy of facility programs and uses, and the potential for expansion.
- Gathered public input on parks and recreational needs through public meetings, interviews and written comments.
- Collected and evaluated information related to past and projected changes in the County's population and demographics.
- Compared existing recreation land and facilities to state and national standards. Using standards, community input and population projections, prepared a summary of current parks and recreation shortfalls and future needs.
- Prepared recommendations for refurbishment and expansion of existing facilities, as well as for new facilities and programs.
- Prepared recommendations for capital improvements and financial reporting pertaining to future capital, operational and developmental needs.

1.4 Other Planning Studies Consulted

Several other local planning efforts have provided guidance and insight to the current conditions and future goals of the County. These documents and efforts were valuable tools during the development of the Haywood County Comprehensive Master Plan. They include:

- *Haywood County Parks and Recreation Survey*, November 2005, prepared by the Haywood County Parks and Recreation Department;
- *Recreation Report: Haywood County*, March 1995; and
- *Haywood County Recreation Study and Guide*, 1976, prepared by the Haywood County Planning Board.

2.0 CONTEXT (EXISTING RESOURCES)

2.1 Regional Context

Haywood County is located in western North Carolina and is bounded by Buncombe, Jackson, Madison, Swain and Transylvania Counties. The state of Tennessee forms the northwest boundary of the county. Part of the Asheville Metropolitan area, Haywood County includes the towns of Canton, Clyde, Maggie Valley and Waynesville. Waynesville, which is the county seat, is within 30 miles of Asheville (See Figure 2.1, Regional Context Map).

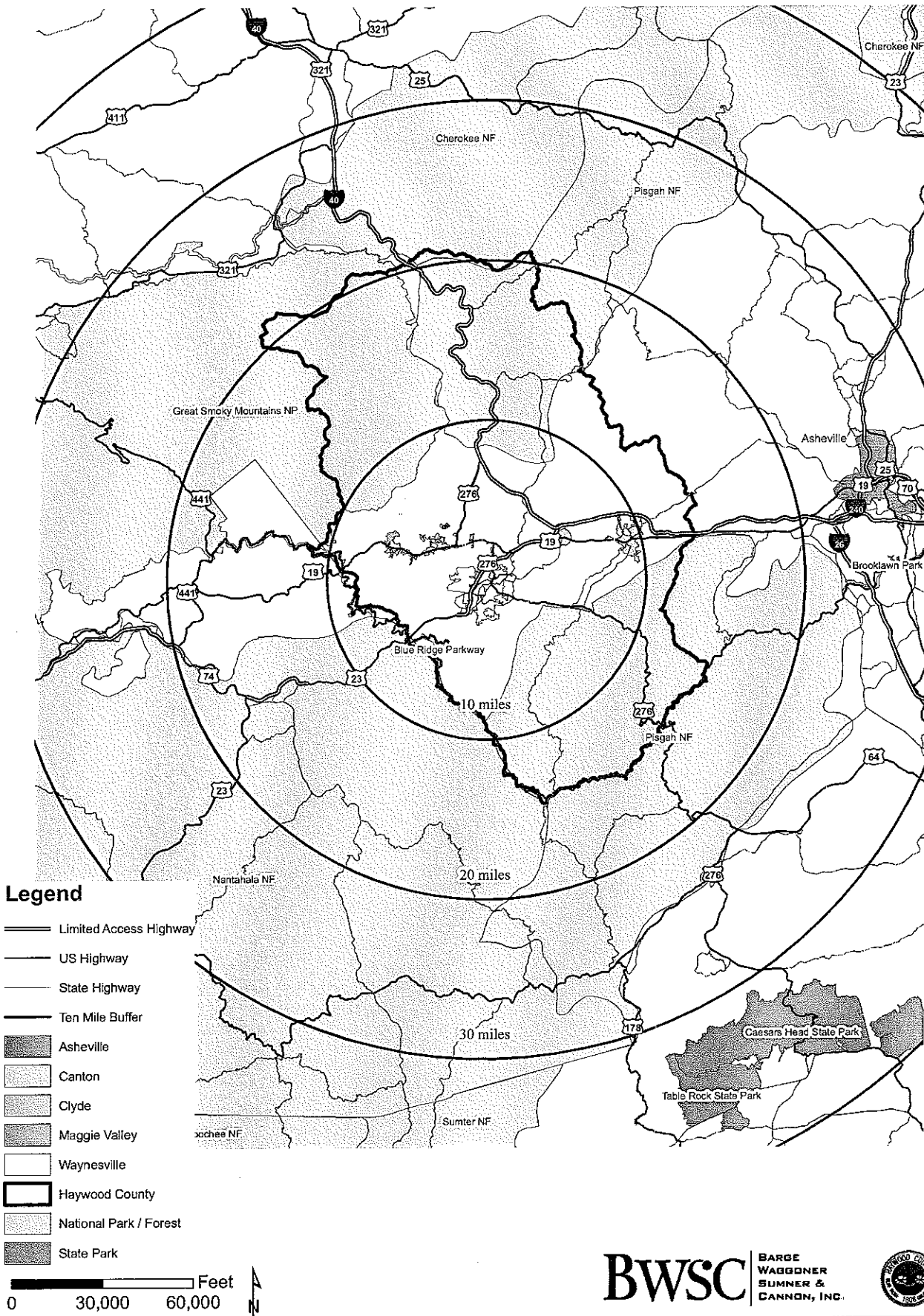
The Great Smoky Mountains National Park and the Pisgah National Forest comprise over a third of the land within Haywood County. The Great Smoky Mountains National Park is located in the northwest area of Haywood County. Extending along the border between North Carolina and Tennessee, the park encompasses over a half million acres, of which approximately 62,646 acres are within Haywood County. The Pisgah National Forest, covers a half million acres in the mountains of western North Carolina which extend into the northeast and southeast areas of the County and cover approximately 69,927 acres. A multitude of recreational activities are available in these National Park and Forest areas, including hiking, camping, horseback riding, picnicking, mountain biking, fishing, whitewater rafting, special events, educational opportunities and access to the Appalachian Trail.

Other recreational opportunities include the Blue Ridge Parkway that winds through the southern part of the County, as well as the Nantahala National Forest, which is within 30 miles of Waynesville.

The presence of such a tremendous amount of public land in the county and the attendant recreation opportunities afforded by this land will influence the recommendations of this study, particularly with regard to the provision of open space.

2.2 Existing Parks and Recreation Facilities

This section contains an inventory and description of the existing public and private recreation facilities and public schools in Haywood County. They are presented first for the county and then for each municipality. Table 2.1 provides a listing of the facilities in the county along with comments about each and the programs offered and by whom. It also contains the acreage for each facility and the total acreage for the county and the municipalities. Figure 2.2 shows the locations of the existing facilities across the County.



Haywood County
Comprehensive Park & Recreation
Master Plan

BWSC

BARGE

WAGGONER

SUMNER &

CANNON, INC.

Haywood County

Regional Context

Figure 2.1

TABLE 2.1
EXISTING PUBLICLY OWNED FACILITIES
RECREATION, FACILITY AND PROGRAM INVENTORY

| Haywood County | | | | | |
|---|--------------|---|---------------------------------|--|---|
| Location | Acreage | Facility | # | Comments | Programs |
| Pigeon Community Center Old school leased to Pigeon Com. Dev. Club | | Meeting Rooms Outdoor Basketball Courts Playground Cafeteria/Kitchen | 2 1 1 1 | New 2004 20__? Fair Condition | |
| Haywood County Agriculture Building - New 2001 | | Meeting rooms/restrooms Kitchen | 2 1 | | |
| Waynesville Library | | Meeting Room Amphitheatre | 1? 1 | Needs improved outdoor access | |
| Allens Creek Park | 8 | Soccer Fields (irrigated) Play ground Paved Walking Trail Picnic Area Boccee court General | 7 1 1 1 1 1 | 3-25x50 yd; 2-15x30 yd; 2-80x40 yd (or other comb) .4 mi. Rotary - proposed pavilion 2006 Excellent Condition | 6U coed, 8U, 10U girls, 8U, 10U boys soccer; total of 58 teams Adult coed soccer summer and fall league; total of 8 teams each season |
| Haywood County Agricultural and Activities Center | 28.08 | Multi-Purpose Arena Activity Building w/restrooms Activity Building w/restrooms & concessions Livestock barn | 1 1 1 1 | New 2005; proposed enclosure 2005 | |
| Iron Duff Community House | 0.27 | Haywood Co. Polling Place | | Fair condition; recent renovations | |
| Fines Creek Community Center Old school leased from County to community club. | 4.7 | Playground Gymnasium Multipurpose field Auditorium Cafeteria/Kitchen Meeting Rooms Library | 1 1 1 1 1 3 1 | Poor Fair Fair Fair Good Good Haywood Branch | |
| Cruso Community Center | 1.9 | | | | |
| TOTAL HAYWOOD ACREAGE | 42.95 | | | | |

| Waynesville | | | | | |
|--|---------|--|---|--|---|
| Location | Acreage | Facility | # | Comments | Programs |
| Vance Street Park | 27 | Picnic shelter Multi-Purpose Field 1/4 mile track Walking trail - paved (length?) Softball field (lighted) 300' Volleyball Courts - sand Restrooms/Storage Fishing pads & pier Parking Lot General | 1 2 1 1 1 2 2 3 3 1 | Shelter 1997 New condition (20x40) 100x50 New Condition 2001 .7 mi New fence 1999 - good condition; no ADA access Good condition Good condition; to be remodeled in 2007-08 ADA accessible Parking lot to be paved in 2007-08 Overall condition is very good | 12U, 14U, 16U coed soccer; total of 10 teams Adult softball league |
| Waynesville Recreation Park (Marshall Street) | 16 | Little League Baseball (t-ball) Adult Softball field (lighted) Multi-Purpose Field Kiwanis Playground w/ shelter Restrooms (bath house) Picnic area w/shelters Playground Outdoor Basketball Courts Tennis Courts Restrooms (near tennis courts) Walking Trail - gravel Dog Park Horseshoes Horse Arena w/ restrooms Maintenance Office General | 1 1 1 1 2 1 2 6 1 1 1 1 1 | Poor; no parking at the field; no ADA 300' field - fencing in poor condition; press box and dugouts to be replaced 2007-08 New in 2002 Poor; replace 08-09 Good; parking area not paved Equipment is in good condition although installed in 1985; fibar surface Resurfaced hard courts in 2002; lighted Poor condition; to be replaced in 07-08 .4 mi. Installed in 2005 Fair Condition Fair Condition Fair; converted house No ADA access anywhere in the park. | 5-6 coed T-ball, 8 teams of 14 Adult softball league |

TABLE 2.1
EXISTING PUBLICLY OWNED FACILITIES
RECREATION, FACILITY AND PROGRAM INVENTORY

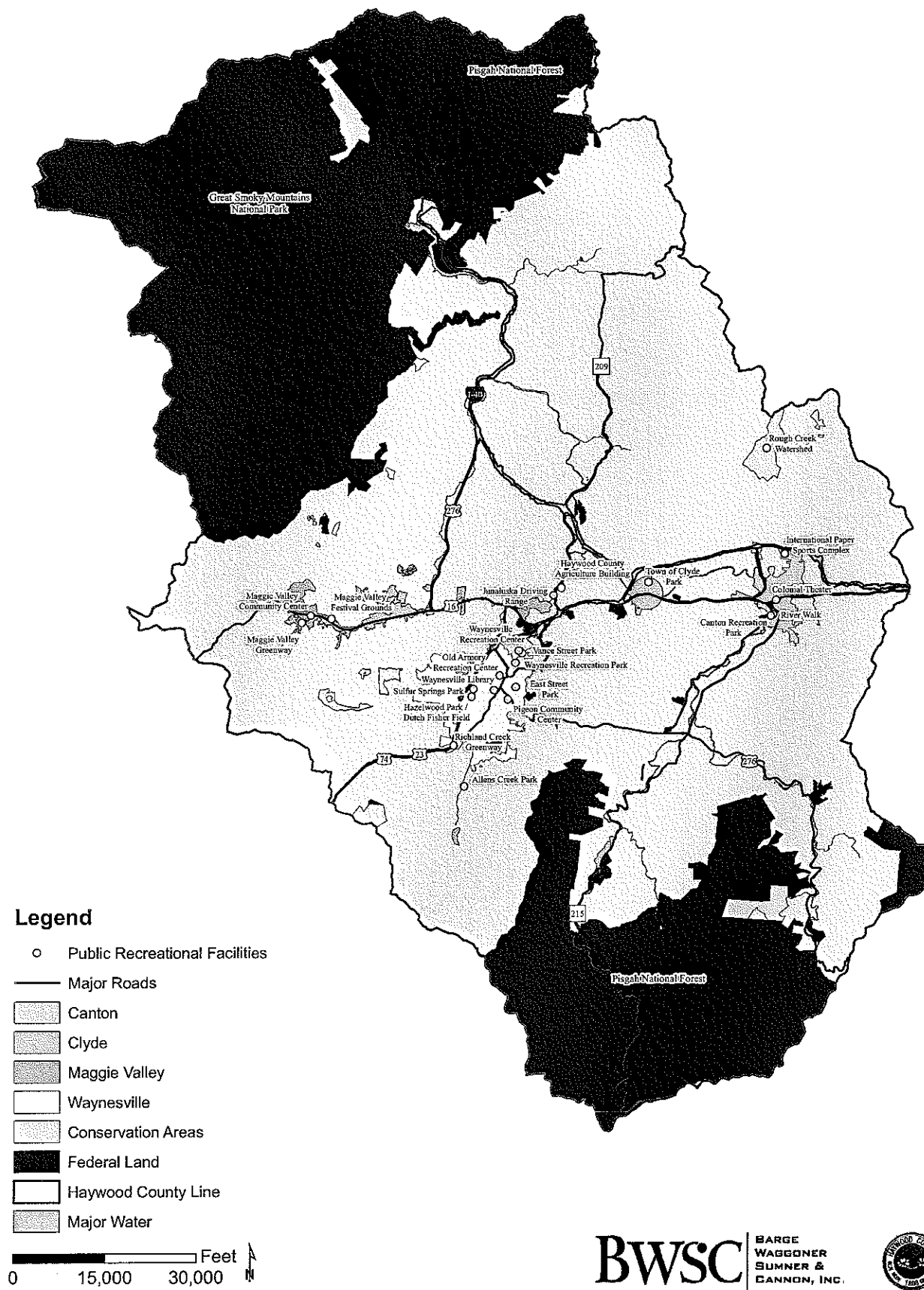
| Location | Acreage | Facility | # | Comments | Programs | Offered By |
|--|----------------|--|---|---|---|---------------------------------------|
| Old Armory Recreation Center 14,500 sf Renovated 1988-89 & 1999 | 0.25 | Gymnasium w/ stage area Meeting rooms | | Fair condition; floor to be resurfaced in 2008-09 | Square dancing, karate, judo, youth theater, dance, etc. | Waynesville |
| | | Green house exercise room Kitchen | | Waterproof masonry 06-09 | Seniors Meals | Mountain Projects staff |
| Hazelwood Park - Dutch Fisher Field | 3 | Girls Softball field (lighted) Playground Picnic Shelter Restroom/Concession Stream General | 1 1 1 | Good condition Good but surfacing not adequate Good condition Good condition Wonderful Not ADA accessible; wonderful setting along a stream; parking is on property not owned | 10-12 girls, 4 teams of 14; 13-16 girls, 2 teams of 12 | Mountaineer Little League |
| East Street Park - | 6 | Outdoor Basketball Court Playground Shelter and Picnic Sites Kiwanis Building Scout Hut General | 1 1 1 1 1 | Fair condition Poor condition; to be replaced in 2008-09 Fair condition Renovated 1998 Nothing is ADA accessible; no restrooms, park is generally in poor condition; mature trees | | |
| Sulphur Springs Park | 1 | Gazebo | | Poor condition; no parking | | |
| Waynesville Recreation Center (64,000 sf) Opened Dec 2000 Acreage included in Vance St. Park | | Natatorium Gymnasium Indoor Volleyball Court Walking Track Weight Room Cardio Room Racquetball Multi-purpose room Kitchen Game Room Child Care Room Proposed Outdoor Pool Concessions/snack area Locker Rooms Proposed Amphitheatre Proposed Picnic Shelter Proposed Sauna | 1 1 1 1 1 1 2 2 1 1 1 1 ? | water play park; 8-lane 25-yard lap pool 2 courts 2007-08 2009-10 ? 2006-07 | Shallow Water Aerobics Water Aerobics (adult & youth) Swim Lessons (adult & youth); Summer & year-round swim teams Lifeguard Training Special Aquatic Events: Belly Flop Contests, Aquathlon Adult basketball, softball, dodge ball, volleyball, futsal walleyball leagues Racquetball clinics Racquetball, open swim, open gym walking track weight & cardio room Personal Training Tennis Dance - Line, belly dancing Tai Chi Variety of Aerobics/Toning Classes Power Tumbling & Cheerleading Youth Summer Day Camp Youth Spring and Fall Day Camps Youth Dances Mother's Morning Out Horseback Riding Special Events: Halloween, Easter Egg Hunt, Family Fun Day 5/6, 7/8 coed, 9/10 girls basketball practice and games | Smoky Mtn Aquatics Club & Waynesville |
| Richland Creek Greenway - 7 miles | | | | Phase I - 4 mil (completed 3.5) Phase II & III - 3 mi. | | |
| Future Land Acquisition | | Able Property (adj. to Rec Park and Vance St. Park) Schulhofer Property (adjacent to Recreation Center) Coffey Property (adjacent to Old Armory Rec Center) | | 20 acres 3 acres 1 acre | | |
| TOTAL WAYNESVILLE ACREAGE | 53.25 | | | | | |

TABLE 2.1
EXISTING PUBLICLY OWNED FACILITIES
RECREATION, FACILITY AND PROGRAM INVENTORY

| Canton | | | | | |
|------------------------------------|---------|--|---------------------------------------|--|----------|
| Location | Acreage | Facility | # | Comments | Programs |
| Canton Recreation Park | 10.5 | Little League baseball field Outdoor pool with concessions/restroom/shelter Outdoor Basketball Playground Picnic Areas w/shelters Portable stage/sound Horseshoes Former Tennis Courts Paved river trail RV sites | 1 1 1 1 3 1 2 24 | Fair condition; not ADA accessible Renovated after 2004 flood; not ADA accessible Renovated after 2004 flood Renovated after 2004 flood Good condition Proposed Poor condition To be re-built Renovated after 2004 flood | |
| International Paper Sports Complex | 41 | Baseball/Softball Combination Sr. League baseball field (350') Concession/restrooms Soccer Playground | 2 1 1 | (2 additional proposed; currently not lit) (1 additional proposed; currently not lit) Under construction Proposed 3 regulation, 1 small Proposed | |
| | | Walking trail Existing metal building General | | Proposed Proposed renovation undetermined use will include restrooms Entire facility not ADA accessible (ADA compliance in progress); parking not paved | |
| Old Armory | 1.6 | Meeting room w/kitchen Gym Other proposed uses | | Currently under renovation due to flood | |
| River Walk 1.3 mi | 2.4 | | | Renovated since flood from downtown through park | |
| Colonial Theater | | Auditorium/stage Kitchen Banquet/meeting room | 1 1 1 | New - Renovated after 2004 flood New - Renovated after 2004 flood New - Renovated after 2004 flood | |
| Rough Creek Watershed | | 873 6 acres Proposed hiking/biking trails | | Conservation easement Health Dept. pending grant app. | |
| Sorrells Street Recreation Area | 2.38 | | | | |
| Waterwheel Park | 0.6 | | | | |
| Main Street Recreation Area | 0.15 | Gazebo | | | |
| TOTAL CANTON ACREAGE | 58.63 | | | | |

| Clyde | | | | | |
|-----------------------------|---------|--|---|-----------------------|----------|
| Location | Acreage | Facility | # | Comments | Programs |
| Town of Clyde Park | 1 | Picnic area w/shelter/restrooms | 1 | Fair condition; grill | |
| Proposed Downtown Mini-park | 0.25 | Picnic area w/shelter Playground Restrooms | | 6 Tables | |
| TOTAL CLYDE ACREAGE | 1.25 | | | | |

| Maggie Valley | | | | | |
|--------------------------------|---------|---|-----------------------|----------|----------|
| Location | Acreage | Facility | # | Comments | Programs |
| Maggie Valle Community Center | 4 | Playground Outdoor basketball court Paved/Gravel Walking Trail Auditorium Meeting Rooms Cafeteria/kitchen/restrooms Library Branch (county) | 1 1 1 1 2 | | |
| Maggie Valley Greenway | | Along Jonathan Creek - phase I of III completed Combination greenway/sidewalks | | | |
| Falls Park | 6 | | | | |
| Maggie Valley Festival Grounds | 10 | Restrooms/concession stand | | | |
| TOTAL MAGGIE VALLEY ACREAGE | 20 | | | | |



Haywood County **Comprehensive Park & Recreation** **Master Plan**

BWSC | **SARGE WAGGONER SUMNER & CANNON, INC.**



Haywood County **Public Recreation Facilities** **Figure 2.2**

2.2.1 Haywood County

Haywood County owns ~~five~~ ^{sixteen} ~~eight~~ facilities that serve recreational uses, although only one is a park in the truest sense of the word. Allens Creek Park is a new soccer complex that is well designed and in very good condition. A total of 58 AYSO youth teams and eight Haywood County adult co-ed teams play at Allens Creek. This creates a very heavy level of play at this facility that will result long-term in problems with maintaining the turf at an acceptable level. A new pavilion is planned for the park in 2006. ~~ADA access needs to be provided to each soccer field.~~

The remaining facilities include the Iron Duff, Fines Creek, Cruso and Pigeon Community Centers, the Haywood County Agricultural Building, the Waynesville Library, and the Haywood County Agricultural and Activities Center. Although owned by the county, the Pigeon Community Center is leased to the Pigeon Community Development Club and is operated/managed by them. The Haywood County Agricultural Building provides only meeting rooms and a kitchen for community use. The library provides meeting space and has a small outdoor amphitheater that is not very accessible. The Agricultural and Activities Center provides a covered multi-purpose arena, activity buildings and a livestock barn.



In computing the park and recreation acreage owned by the county, we have only included Allens Creek Park, Iron Duff, Fines Creek, Cruso Community Centers and the Agricultural and Activities Center. The other facilities are of such size and offer such limited recreation potential that they do not merit inclusion in the acreage total. Thus, the county has a total of 42.95 acres of park and recreation land.

2.2.2 Waynesville

Waynesville has six park and recreation sites and one greenway. The Vance Street Park is the most modern park in the system and contains the very impressive recreation center that opened in 2000. The Vance Street Park, Waynesville Rec Park, and Hazelwood Park-Dutch Fisher Field provide all of the active outdoor recreation facilities in Waynesville. Of these, the Vance Street Park is in the best condition. AYSO youth soccer and Waynesville adult softball leagues use the Vance Street Park. With the exception of the recreation center and the fishing pads and piers, there is no ADA access in this park.

The Waynesville Rec Park contains a variety of recreation opportunities. Mountaineer Little League uses one small field for coed T-ball teams; a Waynesville adult softball league also plays at this park. The department maintenance department is located here in a converted house. There is no ADA accessibility anywhere in the park and virtually all the facilities with the exception of the tennis courts and the Kiwanis Playground and shelter are in poor or at best fair condition with many upgrades needed.



The Hazelwood Park-Dutch Fisher Field facility is in a very desirable setting along a stream. Mountaineer Little League conducts girls softball at this facility. The park is in overall good condition, but no facilities are ADA accessible. Parking for the park is on property not owned or leased by the city.

The East Street Park is a neighborhood park that is in a very nice wooded setting. With the exception of the Scout Hut that was renovated in 1998, the park is in fair to poor condition and does not have permanent restroom facilities. Nothing in the park is ADA accessible.

Sulphur Springs Park is a very small park at a spring. It provides no facilities except a gazebo. The Old Armory Recreation Center is a good adaptive re-use of an older building. It is in good condition.

The 3.5 mile Richland Creek greenway is the longest developed greenway in the county. Another 3.5 miles are planned in future phases.

Waynesville has a total of 53.25 acres of parkland, not including the land comprising the Richland Creek Greenway.

2.2.3 Canton

Canton has five park and recreation facilities, one greenway, one planned urban park, and a planned expansion at another park. The Canton Recreation Park located along the Pigeon River was heavily damaged during the 2004 flood. It contains the only publicly owned outdoor pool in the county. The facilities in the park are in good to fair condition, but are not currently ADA accessible. However, progress is underway to make this park facility ADA accessible. Adjacent to the park is the Old Armory which is currently under renovations following the flooding.

The 1.3 mile Pigeon River Trail greenway runs through the park and continues downstream along the river. A new two acre passive park on Sorrells Street is planned pending receipt of a PARTF grant.

The International Paper Sports Complex is the newest addition to Canton's facilities.



It contains two softball/baseball fields and a senior league baseball field, none of which are lit. A restroom/concession building is currently under construction. None of the facilities or fields at the park is currently ADA accessible. Other facilities planned at this park include three baseball/softball fields, lighting for all fields, four soccer fields, a walking trail, and a playground.

The 873.6 acre Rough Creek Watershed is a conservation area where hiking and biking trails are planned. Because this area is under a conservation easement, it will not be counted in the park and recreation acreage for the county although it does add considerably to the available open green space.

Canton has 58.63 acres of park and recreation land, not including the Rough Creek Watershed.

2.2.4 Clyde

Clyde has one existing park and one proposed. The one acre Town of Clyde Park offers a picnic shelter with restrooms and several picnic sites in a wooded setting. It is in fair condition and is not ADA accessible. A .25 acre park is proposed downtown that will contain a playground. Thus, Clyde has a total of 1.25 acres of parkland.



Due to the massive flooding in 2004, Clyde may have the opportunity to add significant acreage to its parkland. Through the joint efforts of the Town, the State of North Carolina, and the Federal Emergency Management Agency, several parcels of

land along the Pigeon River are being purchased and the structures removed to eliminate the danger of flood damage to structures on these parcels. Twenty-one homes were approved for the federal buyout and 54 were approved for the state buyout programs, of which some of the property will be acquired by the Town. A total of approximately 23 acres could potentially be available for recreational use. There will be restrictions as to the types of facilities that can be developed on the land, but nonetheless the addition of a significant amount of public open space along the Pigeon River will be major asset to the Town and the county as a whole.

2.2.5 Maggie Valley

Maggie Valley has three recreation facilities including the Community Center, Festival Grounds, and a greenway. The Festival Grounds is a large open space with a restroom and concession stand that is used primarily for outdoor performances, car shows and the like. It is very much undeveloped, consisting of an open grassy field. In addition to these facilities, the town owns a small tract that contains a waterfall. A set of steps and a boardwalk that are in poor condition lead up the stream to the falls. No parking is available at this location. Maggie Valley has a total of 20 acres of parkland.

2.2.6 Parkland Summary

A total of 176.08 acres of land is currently dedicated for public parks and recreation usage by across the County. Tables 2.2 - 2.7 below provide a breakdown of this land by park category for the total combined area (entire County), for Haywood County (unincorporated area), and for each municipality. (Section 4 of this document provides descriptions of the different park category types.) Included in the existing acreage are two park sites that are currently unimproved, the Sorrells Street park site in Canton, and the new downtown park in Clyde.

| Table 2.2 Total Combined Haywood County Parks and Recreation Land by Category | | |
|--|------------------------|-------------------------------|
| Category | Number of Sites | Total Area by Category |
| Mini-Park | 4 Parks | 2 acres |
| Neighborhood Parks | 6 Parks | 29.38 acres |
| Community/City-County-wide Parks | 6 Parks | 105.5 acres |
| Regional Parks | 0 | 0 |
| Other facilities | 7 | 39.2 acres |
| TOTAL | 23 | 176.08 acres |

The following tables provide this same information broken down for the County and each municipality.

| Table 2.3 Haywood County Parks and Recreation Land by Category | | |
|---|------------------------|-------------------------------|
| Category | Number of Sites | Total Area by Category |
| Mini-Park | 0 | 0 |
| Neighborhood Parks | 0 | 0 |
| Community/City-County-wide Parks | 1 park | 8 acres |
| Regional Parks | 0 | 0 |
| Other facilities | 4 | 34.95 acres |
| TOTAL | 5 | 42.95 acres |

| Table 2.4 Waynesville Parks and Recreation Land by Category | | |
|--|------------------------|-------------------------------|
| Category | Number of Sites | Total Area by Category |
| Mini-Park | 1 Park | 1 acre |
| Neighborhood Parks | 1 Park | 6 acres |
| Community/City-County-wide Parks | 3 Parks | 46 acres |
| Regional Parks | 0 | 0 |
| Other facilities | 1 | .25 acres |
| TOTAL | 6 | 53.25 acres |

| Table 2.5 Canton Parks and Recreation Land by Category | | |
|---|------------------------|-------------------------------|
| Category | Number of Sites | Total Area by Category |
| Mini-Park | 2 Parks | .75 acres |
| Neighborhood Parks | 1 Park | 2.38 acres |
| Community/City-County-wide Parks | 2 Parks | 51.5 acres |
| Regional Parks | 0 | 0 |
| Other facilities | 2 | 4 acres |
| TOTAL | 7 | 58.63 acres |

| Table 2.6 Clyde Parks and Recreation Land by Category | | |
|--|------------------------|-------------------------------|
| Category | Number of Sites | Total Area by Category |
| Mini-Park | 1 Park | .25 acres |
| Neighborhood Parks | 1 Park | 1 acre |
| Community/City-County-wide Parks | 0 | 0 |
| Regional Parks | 0 | 0 |
| Other facilities | 0 | 0 |
| TOTAL | 2 | 1.25 acres |

| Table 2.7 Maggie Valley Parks and Recreation Land by Category | | |
|--|-----------------|------------------------|
| Category | Number of Sites | Total Area by Category |
| Mini-Park | 0 | 0 |
| Neighborhood Parks | 3 Parks | 20 acres |
| Community/City-County-wide Parks | 0 | 0 |
| Regional Parks | 0 | 0 |
| Other facilities | 0 | 0 |
| TOTAL | 3 | 20 acres |

2.2.7 Condition Assessment

Throughout this section, there are mentions of the condition of the facilities. This section summarizes the condition assessment of the public facilities. With the exception of Vance Street Park, the Waynesville Recreation Center, and Allens Creek Park, the majority of the facilities are outdated and in need of renovations or upgrades. In some cases, these needed upgrades are substantial in nature. An estimate of the costs for the recommended renovations and upgrades are included in Section 5 of this report. Waynesville has a capital improvement plan budget for upgrades and additions to facilities for the present through 2011. No other budgets for capital improvements are known for the County or the other municipalities.

The most glaring need for improvements is in the area of ADA accessibility. The only facilities that are reasonably in compliance with ADA regulations are the Waynesville Recreation Center and Allens Creek Park. In September of 2002, new ADA regulations were put in place for recreation facilities. These regulations include accessibility requirements for a variety of new facilities including pools, sports fields, and a wide variety of other recreation facilities that previously had not been specifically covered under ADA regulations.

The International Paper Sports Complex in Canton should meet all the new ADA regulations as it was constructed after 2002. In this case, the regulations require an accessible route from a handicapped parking area onto each baseball/softball field, as well as to spectator seating areas, restrooms, and concessions facilities. It may be that the next phase of construction at the International Paper complex provides for accessibility as construction is still underway at this park.

BWSC completed a more detailed survey of all of the public, private and school baseball and softball fields that are used routinely by the public to determine the adequacy of the fields. Fields located at schools that are primarily used exclusively by the school teams are listed in the table but are not included in the evaluation. Each field was classified as being fully adequate, adequate, or sub-standard and descriptions of the needed improvements to make them fully adequate were developed. To be considered fully adequate, the only improvements necessary are

minor ones such as ADA upgrades and miscellaneous repairs and replacements. The results of this assessment can be found in Table 2.8. As the table shows, of the 22 existing fields, four are considered fully adequate, eight are considered adequate, and 10 are sub-standard.

| Table 2.8 Haywood County Recreation Facility Inventory and Condition Assessment | | | | | | |
|--|-----|---|----------------|----------|--------------|--|
| FACILITY | No. | LOCATION | Fully Adequate | Adequate | Sub-Standard | Necessary Improvements |
| BASEBALL, SOFTBALL, COMBINATION | | | | | | |
| Waynesville Area 14 | | | | | | |
| Baseball 6 | | | | | | |
| Little League | 2 | Elks #1 | 1 | | | ADA |
| | | Elks #2 | | 1 | | Lights, ADA, parking, dugout covers |
| | 1 | American Legion | | 1 | | Lights, ADA, fencing |
| | 1 | Waynesville Park Marshall St. (T-ball) | | | 1 | Lights, ADA, fencing, parking, restrooms |
| Jr. / Sr. League | 1 | Old Hazelwood Elementary | 1 | | | ADA, fence repairs |
| | 1 | THS @ Junaluska Elementary (lighted) | | | | |
| Softball 4 | 1 | Dutch Fisher (youth lighted) | 1 | | | ADA, parking, restroom renovations |
| | 1 | Waynesville Park Vance St. (adult lighted) | 1 | | | ADA |
| | 1 | Waynesville Park Marshall St. (adult lighted) | | 1 | | ADA, fencing |
| | 1 | Camp New Life (adult) | | | 1 | ADA, fencing, lights, dugouts, concessions |
| Combination | 1 | THS @ Junaluska Elementary (lights) | | | | |
| | 1 | WMS (behind stadium) | | | 1 | ADA, parking, lights, dugout covers |
| | 1 | WMS Death Valley | | 1 | | |
| Canton Area 12 | | | | | | |
| Baseball 7 | | | | | | |
| Little League | 1 | Canton Park | | 1 | | ADA, lighting |
| | 2 | Meadowbrook Elementary #1 | | | 1 | ADA, lighting, access, outfield fencing, restrooms |
| | | Meadowbrook Elementary #1 | | | 1 | ADA, lighting, access, outfield fencing, restrooms |
| | 2 | North Canton Elementary #2 | | | 1 | ADA, lighting, access, outfield fencing, restrooms |
| | | North Canton Elementary #2 | | | 1 | ADA, lighting, access, fencing, restrooms |
| Jr. / Sr. League | 1? | Canton Park (Stadium North end - practice only since flood) | | | | |
| | 1 | International Paper Sports Complex #1 | | 1 | | ADA (compliance in progress), lighting |

| Table 2.8 Haywood County Recreation Facility Inventory and Condition Assessment | | | | | | |
|--|-----|--|----------------|----------|--------------|---|
| FACILITY | No. | LOCATION | Fully Adequate | Adequate | Sub-Standard | Necessary Improvements |
| Combination 5 | 2 | International Paper Sports Complex #2 | | 1 | | ADA (compliance in progress), lighting |
| | | International Paper Sports Complex #3 | | 1 | | ADA (compliance in progress), lighting |
| | 1? | Canton Park (Stadium South end) | | | | |
| | 1 | Blackwell Field (Bethel Christian Academy) | | | | |
| | 1 | Field across river | | | | |
| Clyde Area 3 | | | | | | |
| Baseball 2 | 2 | Central Haywood High #1 (practice) | | | 1 | ADA, lighting, fencing, dugouts |
| | | Central Haywood High #2 (practice) | | | 1 | ADA, lighting, fencing, dugouts |
| Softball 1 | 1 | HCC | | | | |
| | | Clyde Elementary | | | | |
| Bethel Area 1 | | | | | | |
| | 1 | Bethel Middle School | | | 1 | ADA, fencing, back-stop, lighting, restroom |
| | | Bethel Elementary | | | | |
| Maggie Valley Area 1 | | | | | | |
| | 1 | Jonathan Valley Elementary (practice) | | | | |
| Total Baseball/Softball | | | 4 | 8 | 10 | |

BWSC does not consider this to be an acceptable level of adequacy for a first rate parks and recreation program. Clearly there is work to be done to bring these facilities up to accepted quality standards or replace them with new facilities.

2.3 Private Facilities

There are a multitude of private facilities that offer park, recreation and amusement experiences in the County. These facilities range from privately owned and operated baseball and softball facilities, churches with gymnasiums, golf courses, fitness clubs, Community Clubs, mini-golf courses, and an 800 seat auditorium, among others. The facilities that provide *traditional* park and recreation facilities normally provided by park and recreation departments will be discussed here. A full listing of all private facilities can be found in Table 2.9. Figure 2.3 indicates the locations of these facilities.

The Waynesville American Legion owns a single baseball field next to its meeting facility. The Mountaineer Little League uses this field for 9-10 year old boys baseball. The field is not totally fenced, is not lit, and is not ADA accessible. Western North Carolina Youth Football uses the outfield of this field for practice.

TABLE 2.9
EXISTING PRIVATE FACILITIES
RECREATION, FACILITY AND PROGRAM INVENTORY

| Waynesville | | | | | | |
|--|---------|--------------------------------|---|--|--|---|
| Location | Acreage | Facility | # | Comments | Programs | Offered By |
| American Legion | | Little League Baseball | 1 | Fair condition not lit, also used for youth football practice; backstop and dugouts only; not ADA accessible | 9-10 boys baseball 5 teams of 12 Haywood Mountaineers football practice | Mountaineer Little League WNC Youth Football |
| Elks Lodge | | Little League Baseball lighted | 1 | Fair condition not ADA accessible | 11-12 boys baseball, 4 teams of 13 | Mountaineer Little League |
| | | Little league Baseball un-lit | 1 | New field added 2006 (not lit); other lighted; not ADA accessible | 7-8 boys baseball 7 teams of 14 | Mountaineer Little League |
| Camp New Life | | Adult Softball | 1 | Poor condition | Coed Church League softball | Haywood Baptist Association |
| | | Outdoor Pool | 1 | New restrooms | | |
| | | Lodge/Kitchen | 1 | | | |
| | | Cabins | ? | | | |
| Chestnut Park | | Shelter | | Poor condition; acreage unknown | | |
| First Baptist Church | | Gymnasium | 1 | Good | | |
| First United Methodist | | Gymnasium | 1 | Good | | |
| Ninevah Baptist Church | | Gymnasium | 2 | New | | |
| White Water of Waynesville | | Tubing | 1 | New tubing on Richland Creek near greenway | | |
| Haywood Arts Regional Theatre | | Auditorium/Theater | 1 | | | |
| Blue Ridge Paper | | Paved walking trail | 1 | Good; distance? | | |
| Laurel Ridge Country Club | | Golf Course/Driving range | 1 | 18 holes, par 72 | | |
| | | Tennis Courts | 3 | 2-clay; 1-hard court | | |
| | | Pavilion | 1 | | | |
| | | Pool | | | | |
| Waynesville Country Club | | Golf Course/Driving range | 1 | 27 holes, par 70 | | |
| | | Tennis Courts | 2 | Hard Courts | | |
| Mountain Area Resource Center | | Banquet/meeting room/kitchen | 1 | | | |
| Folkmoot Friendship Center Former Hazelwood Ele School Renovated 2003? | | Auditorium | 1 | Poor Lighting | | |
| | | Gym | 1 | Small | | |
| | | Cafeteria/kitchen | 1 | | | |
| | | Conference room | 1 | | | |
| | | Dormitory/shower facilities | ? | | | |
| Kim's Gym | | | | | | |
| Curves For Women | | | | | | |
| Downtown Fitness Club | | | | | | |
| BP Skate Park | | | | 2 half pipes, 12,000 sf of ramps; lessons; bull skate shop | | |
| The Dance Connection | | | | | | |

| Canton | | | | | | |
|--------------------------------|---------|--------------------|---|--------------------------------|----------|------------|
| Location | Acreage | Facility | # | Comments | Programs | Offered By |
| Beaverdam Community Club | | Community Building | | New; kitchen, meeting room | | |
| Hominy Valley Community Club | | Community Building | | Fair; 2 meeting rooms, kitchen | | |
| World Gym | | Fitness | 1 | | | |
| Curves For Women | | | | | | |
| Proposed Speedway | | | | Under construction | | |
| Proposed Winter Sports Complex | | | | | | |

| Clyde | | | | | | |
|---------------------------------|---------|--------------|---|-------------|----------|------------|
| Location | Acreage | Facility | # | Comments | Programs | Offered By |
| Haywood Regional Fitness Center | | Indoor Pool | 1 | Opened 1998 | | |
| | | Indoor Track | 1 | | | |
| | | Gym | 1 | | | |
| | | Fitness area | 1 | | | |
| | | Racquetball | 2 | | | |
| | | Cardio Rooms | | | | |
| Skyland Camp for Girls | | | 1 | | | |
| Angie's Dance Academy | | | | | | |

TABLE 2.9
EXISTING PRIVATE FACILITIES
RECREATION, FACILITY AND PROGRAM INVENTORY

| Maggie Valley | | | | | | |
|--------------------------------|---------|---|---|--------------------------|----------|------------|
| Location | Acreage | Facility | # | Comments | Programs | Offered By |
| Maggie Valley Pavilion | | Picnic area w/large shelter | 1 | | | |
| | | Stage | 1 | | | |
| | | Kitchen/restrooms | 1 | | | |
| Cataloochee Ski Area | | Skiing/Snowboarding/Tubing | | | | |
| Tony's Tube World | | Snow Tubing | | | | |
| Maggie Valley First Baptist | | Gymnasium | 1 | | | |
| | | Playground | 1 | | | |
| Soco Gardens Zoo | | Guided tours including snow leopards, monkeys petting zoo, snake show. Closing 2006? | | | | |
| Maggie Valley Country Club | | Golf Course/Driving Range | 1 | 18 holes, par 72 | | |
| Right-On-Target Family Archery | | | | | | |
| Fantasy Golf | | Miniature Golf | | | | |
| Red Barn Mini Golf | | | | | | |
| Maggie Valley Carpet Golf | | Miniature Golf | | | | |
| Appalachia Amusement Center | | Vertical wind tunnel/skydiving simulator; video games | | | | |
| Mini-Apolis Grand Prix | | Two race tracks, paintball, and a game room | | | | |
| Eaglenest Entertainment | 18 | 800 seat auditorium | | Rallies, festivals, etc. | | |

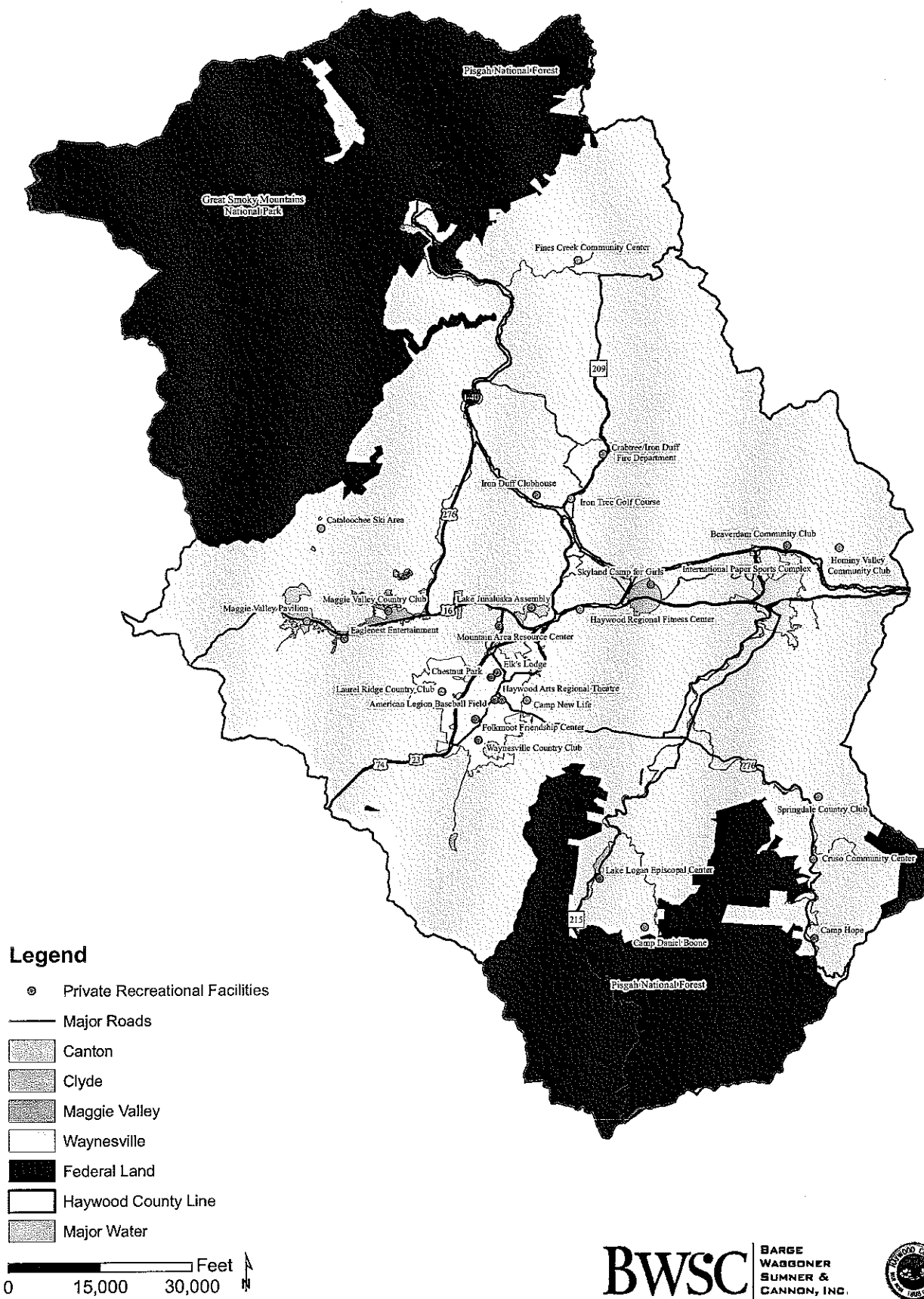
| Lake Junaluska | | | | | | |
|--------------------------|---------|--------------------------------------|---|------------------------------|----------|------------|
| Location | Acreage | Facility | # | Comments | Programs | Offered By |
| Lake Junaluska Assembly | | Lake | | | | |
| | | Multi-Purpose Field | 1 | recently graded and reseeded | | |
| | | Outdoor Basketball Court | 1 | fair | | |
| | | Playground | 1 | fair | | |
| | | Paved/Gravel Walking Trail - 2.5 mi. | 1 | good | | |
| | | Tennis Courts | 8 | hard courts; fair | | |
| | | Outdoor Volleyball Court | 2 | good; 1-sand | | |
| | | Picnic area | 3 | | | |
| | | Auditoriums/Theatre | 3 | | | |
| | | Shuffleboard | 4 | good | | |
| | | Horseshoes | 2 | poor | | |
| | | Canoe/Kayak/Paddleboats | 1 | | | |
| | | Golf Course/Driving range | 1 | 18 holes par 69 | | |
| | | | | Building new club house | | |
| | | Campground w/lodge for public rental | 1 | renovated | | |
| Clear View Driving Range | | | 1 | Commercial | | |

| Crabtree | | | | | | |
|--------------------------------|---------|----------------------|---|----------|----------|------------|
| Location | Acreage | Facility | # | Comments | Programs | Offered By |
| Iron Duff Volunteer Fire Dept. | | Meeting room/kitchen | 1 | Good | | |
| | | Shelter | 1 | Good | | |

| Iron Duff | | | | | | |
|-----------------------|---------|-------------|---|----------|----------|------------|
| Location | Acreage | Facility | # | Comments | Programs | Offered By |
| Iron Tree Golf Course | | Golf Course | 1 | 18 holes | | |

| Fines Creek | | | | | | |
|---|---------|--|---|-------------------------------------|----------|------------|
| Location | Acreage | Facility | # | Comments | Programs | Offered By |
| Cruso Community Center | | Cafeteria/Kitchen | | Good | | |
| Old school leased from County to community club. | | Meeting Rooms | | Good | | |
| | | Restrooms | | Good | | |
| | | Multipurpose field | | Fair | | |
| | | Craft Shop | | Only room that has heat | | |
| | | Recent renovations includes new roof; center closes in winter | | | | |
| Springdale Country Club | | Golf Course | 1 | 18 holes, par 72 | | |
| Camp Hope | | Old Girl Scout Camp | | Fair condition; recent improvements | | |


| Lake Logan - Cecil Area | | | | | | |
|-----------------------------|---------|----------------|---|-----------|----------|------------|
| Location | Acreage | Facility | # | Comments | Programs | Offered By |
| Camp Daniel Boone | | Boy Scout Camp | | Good | | |
| Lake Logan Episcopal Center | | | | Excellent | | |



Haywood County
Comprehensive Park & Recreation
Master Plan

BWSC

BARGE
WAGGONER
SUMNER &
CANNON, INC.



Haywood County
Private Recreation Facilities
Figure 2.3

The Elks Lodge owns two baseball fields that are used by the Mountaineer Little League for 7-8 and 11-12 boys baseball. One field is lit; the second is not, although it was recently constructed in 2006.

Owned by the United Methodist Church, Lake Junaluska Assembly offers a wide variety of recreation facilities that are open to residents and guests. The walking trail is open to the public, and the pool and other facilities may be used by the public for a fee.

There are two community clubs that own their facilities, two that lease schools from the County for that purpose, and one meeting space at the Iron Duff Volunteer Fire Department that is used for community meetings and events.

Although privately owned facilities are meeting a recreation need in the County, particularly the American Legion and the Elks Lodge, the availability of these facilities could change rapidly. As club members move on, land becomes more scarce and expensive and organization goals change, these facilities could become unavailable for public recreation use very quickly. BWSC understands that there is no lease or other agreement with any organization that guarantees the availability of facilities for public recreation purposes.

Therefore, none of the privately owned facilities will be included as public facilities with respect to the needs assessment process, although they could be counted as practice facilities.

2.4 Schools

There are a total of 15 elementary, middle and high schools and one community college in the County. There is one additional school (Old Hazelwood Elementary) that is no longer used for educational purposes but is used for recreation. Table 2.10 provides a list of these facilities, comments about them and the recreation programs offered and by whom. See Figure 2.4 for school locations.

The gymnasiums at 11 of the 15 schools are used for league basketball practice and/or games. The basketball leagues are offered by Haywood County, the Bethel Youth Organization, Waynesville Youth Organization, Clyde Youth Organization, and the Canton Youth Organization.

Two of the school sites are used for youth soccer practice, two for youth baseball and softball practice and/or games, and five for youth football practice and/or games.

Haywood Community College has a softball field, trail, and other facilities. These facilities can be used by the general public.

TABLE 2.10
EXISTING SCHOOLS RECREATION,
FACILITY AND PROGRAM INVENTORY

PUBLIC SCHOOLS

| Haywood County | | | | | | |
|---|---------|---|---|--|---|---|
| Location | Acreage | Facility | # | Comments | Programs | Offered By |
| Central Elementary | | Multi-Purpose practice fields Gymnasium | 1 | Fair | U8 boys soccer practice | AYSO |
| Hazelwood Elementary | | Soccer Fields Concession/restrooms Gymnasium/auditorium | 1 | Small; rubber tile flooring | | |
| | | | 2 | 1 110x60; incomplete | Classic and Challenge teams soccer practice | Smoky Mountains Soccer Club |
| | | | 1 | Incomplete | | |
| Junaluska Elementary | | Multi-Purpose practice fields Gymnasium/auditorium Baseball field lighted Softball/baseball field lighted | 1 | New | Basketball league practice | Waynesville Youth Org; WNC Youth League |
| | | | 3 | Fair condition; needs re-grading (awkward slope); no restrooms available | 10U girls and boys soccer practice | AYSO |
| | | | 1 | Good condition; small | 7/8, 9/10 basketball league | Haywood County |
| Old Hazelwood Elementary Community facility since 2000 | | Jr. League Baseball Gymnasium | 1 | HS & Sr. League baseball; outfield fair condition | HS Baseball; not readily available for other use | Tuscola High |
| | | | 1 | HS Softball & Jr. League baseball | HS Softball; not readily available for other use | Tuscola High |
| | | | | *Both fields-main elec. breaker needs replacing; lights 2002 | | |
| | | | | *HS soccer needs a home - practicing on THS Baseball now | | |
| | | | 1 | Facility is in fair to poor condition; WMS field; MLL maintains; new batting cage in 2006 poor parking; poor fencing is a safety concern; tower and restrooms. | 13-14 15-16 and 17-18 boys baseball Haywood Mountaineers football practice | Mountaineer Little League WNC Youth Football |
| | | | 1 | No ADA accessibility anywhere in the park; consider reconfiguration | | |
| | | | 1 | Good condition; small; no spectator seating HCRP priority usage | Basketball league | Haywood County |
| | | Multi-purpose prac field Media Center Dorm Space | 1 | Fair; MLL will modify for 7/8 div girls sball spring 2006 | | |
| | | | | HCRP priority usage | | |
| | | | | Playground equip needs removing | | |
| | | | | Recently renovated for HCS training facility; HCPR ongoing negotiation for programming space | | |
| Waynesville Middle | | Little League Baseball/Softball Combination Baseball/Softball Multi-Purpose practice field Football Stadium Gymnasium 1/4 mile paved track | 1 | Fair condition; primarily girl's softball beginning 2006; not lit or ADA accessible | 7-9 girls softball, 4 teams of 14 | Mountaineer Little League |
| | | | 1 | Fair condition; no outfield fence, not lit or ADA accessible | | |
| | | | 1 | Poor turf condition | | |
| | | | 1 | Good | Haywood Mountaineers football games | WNC Youth Football |
| | | | 2 | 1-Good; 1-fair, small | Boys and girls basketball league | Waynesville Youth Org /WNC Youth League |
| | | | 1 | Poor | | |
| Tuscola High School | | Multi-purpose prac field; track Gymnasium | 1 | New - reconfigured 2004 | | |
| | | | 1 | Proposed new auxiliary gym | | |

| Canton | | | | | | |
|---------------------------------|---------|--|---|---|---|------------------------------------|
| Location | Acreage | Facility | # | Comments | Programs | Offered By |
| Meadowbrook Elementary | | Little League baseball field Gymnasium Walking track paved Multi-purpose practice/soccer field General | 2 | Fair; outfield to outfield orientation; poor access; not ADA accessible; not lit | | |
| | | | 1 | Good condition | Girls and boys basketball practice | Bethel Youth Org/WNC Youth League |
| | | | 1 | Good condition | | |
| | | | 1 | Poor condition | | |
| | | | | Not ADA accessible | | |
| North Canton Elementary | | Little League baseball field Little League baseball field | 1 | Fair condition; no outfield fence; not ADA accessible, not lit | | |
| | | | 1 | No infield; no outfield fence; not ADA accessible; not lit; not suitable for games | | |
| | | Gymnasium/Aud | 1 | Fair condition; small | 7/8, 9/10 basketball league | Haywood County |
| | | Proposed walking track paved | | Health Dept. pending grant app | Girls and boys basketball practice | Canton Youth Org /WNC Youth League |
| | | Multi-purpose practice field | 1 | | | |
| Bethel Elementary School (2007) | | Gymnasium w/concession area | 1 | Designed for community use Proposed-3 baseball/softball; 2 multi-purpose fields | | |
| Bethel Middle School | | Baseball/Softball Combination Multi-Purpose Field Football Stadium Gymnasium | 1 | Fair condition; backstop not adequate; shared use with football field; lit | | |
| | | | 1 | Fair condition | Bethel Blue Demons football practice and games | WNC Youth Football |
| | | | 1 | Fair condition | Girls and boys basketball league practice/games | Bethel Youth Org/WNC Youth League |
| | | | 1 | Fair condition | Girls and boys basketball league games | Canton Youth Org/WNC Youth League |
| Canton Middle School | | Gymnasium Baseball/Softball Combination | 2 | Small | | |
| | | | 1 | ? | | |
| Pisgah High School | | Gymnasium Official track Multi-purpose practice field Tennis Courts Football Stadium Softball field Baseball | 1 | Proposed auxiliary gym | | |
| | | | 1 | new | | |
| | | | 1 | good | | |
| | | | 4 | new hard courts built with Town | | |
| | | | 1 | New - Renovated after 2004 flood | | |
| | | | 1 | New - Rebuilt after 2004 flood | | |
| | | | 1 | Old field practice only since flood; | | |

TABLE 2.10
EXISTING SCHOOLS RECREATION,
FACILITY AND PROGRAM INVENTORY

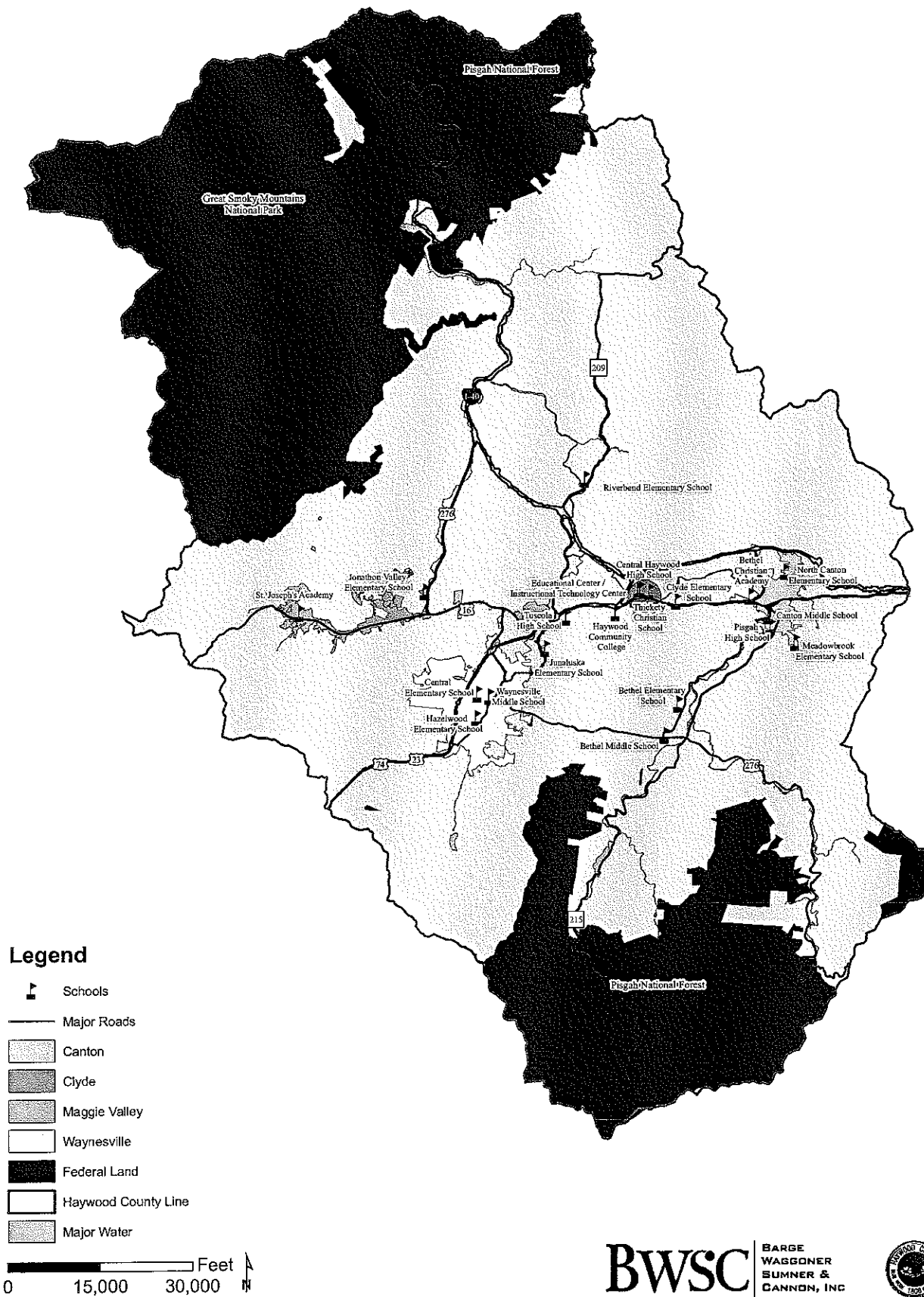
| Clyde | | | | | | |
|---------------------------|---------|---------------------------------|---|--|--|---|
| Location | Acreage | Facility | # | Comments | Programs | Offered By |
| Clyde Elementary | | Multi-Purpose Field | 2 | Potential Softball Practice Space | Canton Bears football practice | WNC Youth Football Haywood County Clyde Youth Org./WNC Youth League |
| | | Gymnasium | 1 | | 9/10, 13/15 boys basketball league | |
| | | Paved walking trail | 1 | | Basketball practice | |
| | | General | | Poor access to trail and multi-purpose field | | |
| Central Haywood High | | Multi-Purpose Field | 1 | Poor condition; 2 old baseball fields; flood damaged | Junaluska Warriors football practice/games | WNC Youth Football |
| | | Football Stadium | 1 | Fair condition; community football organization proposing lights; bleacher replacement | | |
| | | Concessions (outdoor) | 1 | Fair | Basketball practice and league games | Clyde Youth Org./WNC Youth League |
| | | Gymnasium | 1 | Renovated after 2004 flood | | |
| Haywood Community College | | Softball | 1 | | | |
| | | Gravel Walking Trail | 1 | 1 mile | | |
| | | Auditorium/Theatre | 1 | | | |
| | | Outdoor Volleyball Court | 1 | | | |
| | | Picnic Area | 1 | | | |
| | | Regional High Technology Center | | | | |
| | | | | Undeveloped property | | |

| Maggie Valley | | | | | | |
|----------------------------|---------|----------------------------|---|----------|----------|------------|
| Location | Acreage | Facility | # | Comments | Programs | Offered By |
| Jonathan Valley Elementary | | B-ball/Softball Prac field | 1 | Fair | | |
| | | Multi-Purpose Field | 1 | fair | | |
| | | Gymnasium/auditorium | 1 | | | |
| | | Paved walking path | 1 | good | | |
| | | Outdoor basketball goal | 1 | | | |

| Crabtree | | | | | | |
|-------------------------|---------|---|---|---|--|----------------|
| Location | Acreage | Facility | # | Comments | Programs | Offered By |
| Riverbend Elementary | | Gymnasium Paved Walking path Playground | 1 | Rubber tile flooring | Multiple basketball divisions and ages | Haywood County |
| Old Crabtree Elementary | | Gymnasium Outdoor basketball Field | 1 | Poor condition; HCS aux. gym for baseball, wrestling Poor condition Potential development | | |

PRIVATE SCHOOLS

| Canton | | | | | | |
|--------------------------|---------|-------------------------|---|----------------------------------|----------|------------|
| Location | Acreage | Facility | # | Comments | Programs | Offered By |
| Bethel Christian Academy | | Softball/baseball field | 1 | poor condition | | |
| | | Gymnasium | 1 | New - renovated after 2004 flood | | |



Haywood County Comprehensive Park & Recreation Master Plan

Haywood County Public & Private Schools Figure 2.4

School sites can and do play an important role in meeting recreation needs in Haywood County. Playgrounds at elementary schools serve as mini-parks or neighborhood parks, depending upon the extent of their development. Sports fields and gyms are being used as described above. Additionally, cafeterias and classrooms can be utilized for public meetings, community group meetings, and other recreation programs.

The use of school facilities usually depends upon specific school administrators and school policies. The extent to which a school is used can vary from county to county, school to school, principal to principal, and maybe more importantly, coach to coach. Although schools are usually built using public funds, the use of these facilities for non-school activities and by non-school groups can be challenging. Concerns by school administrators for safety, maintenance, damage/repair, utilities, clean-up, etc., can quickly limit the use of school facilities to only school related activities. Fortunately, many administrators have established policies and relationships with community groups and the public in general to allow non-school related use. By allowing greater access to school sites and facilities, the public is provided additional recreation at convenient locations and at a lower cost than building new separate recreation facilities. It makes sense to maximize the use of school sites and facilities for other community needs. This requires policies and procedures to be developed and put in place, and usually requires some cost sharing by the various groups.

When work on this study began, there was only one current formal agreement with respect to the use of school facilities by a recreation department in the county. Haywood County has a 10-year agreement with the school system for priority use of the Old Hazelwood Elementary gymnasium and a small multi-purpose field.

It has been BWSC's experience that gymnasiums that are used for public recreation basketball leagues are the among the easiest joint use arrangements to consummate. Agreements to use outdoor facilities such as football, baseball, and softball fields are more difficult due to scheduling conflicts and fears of overuse of the fields, the resulting degradation of the playing surfaces, and conflicts between administrators, coaches and the recreation programs.

In addition to the potential availability issues, the management and maintenance of outdoor facilities located at school sites is problematic. Having one or two baseball or softball fields located at a school site where recreational programs are run can be a logistical and maintenance problem. In addition, many times it is not financially or otherwise feasible to provide adequate support facilities such as restrooms, concessions, lighting, parking and the like at these sites. Likewise, it is not wise to invest significant sums in building quality facilities or upgrading existing ones without a guarantee that the facility will be available long-term for public recreation purposes. The PARIF grant application requirements make this clear as they require that the department have a 25-year lease on a property where the facility is located before it is eligible for funding.

Due to the difficulties mentioned above to guaranteeing availability of these facilities for public recreation use without written agreements and/or long term leases, an early recommendation was made by BWSC that a joint use agreement for the use of school properties for recreation purposes be put in place. An agreement between the School Board and Haywood County Recreation and Parks was developed and signed during the course of this study. A similar agreement between Waynesville and Canton and the School Board was also recommended however due to a variety of factors neither was accomplished.

2.5 Programs and Special Events

This section discusses the programs and special events offered by the departments in the County. Table 2.11 provides a comprehensive list of the programs offered across the County.

| Table 2.11 Countywide Recreation Program Inventory | |
|--|---|
| Haywood County Recreation & Parks | Canton Recreation Department |
| PROGRAMS Happy Wanderers Senior Social Club Meetings at the MARC (speakers, book club, games, etc.) Out-to-Lunch Bunch, day trips, walking, hiking Senior Games (Coordinator) Youth Summer Day Camps (sports, environmental, etc.) | Swim Lessons (summer) Senior Nutrition Site (programming provided by Mountain Projects staff) |
| | Maggie Valley Senior Nutrition Site (programming provided by Mountain Projects staff) |
| ATHLETICS Adult Co-ed Soccer (Summer, fall, indoor winter) Youth basketball (winter) Special Olympics | Haywood County Library - Waynesville Br. Coffee House Sunday Series (music, literature, art, etc.) Children's Programs (Canton & Waynesville) Adult book reviews |
| Waynesville Parks and Recreation | |
| Old Armory Recreation Center (Waynesville) Bridge Seniors Stretch & Walk Art Classes Pottery Greenhouse (trays provided for growing seeds) Dance Classes (ballroom, clogging, shag, line, etc.) Ballroom Dances | Western Style Square Dances Karate Judo Youth Theater Open Gym/Sr. weight room Senior Nutrition Site (programming provided by Mountain Projects staff) |
| Waynesville Recreation Center AQUATICS Shallow Water Aerobics Water Aerobics (adult & youth) Swim Lessons (adult & youth) Summer & year-round swim teams (co-sponsored) | PROGRAMS Dance - Line, belly dancing Tai Chi Variety of Aerobics/Toning classes Power Tumbling & Cheerleading |

Table 2.11
Countywide Recreation Program Inventory

| | |
|--|--|
| <p>Lifeguard Training Special Events: Belly Flop Contests, Aquathlon</p> <p>ATHLETICS</p> <p>Adult basketball, softball, dodge ball, volleyball, futsal, walleyball leagues Racquetball clinics Racquetball, open swim, open gym, walking track, weight & cardio room Personal Training Tennis</p> | <p>Youth Summer Day Camp Youth Spring and Fall Day Camps Youth Dances Mother's Morning Out Horseback Riding</p> <p>SPECIAL EVENTS</p> <p>Halloween event Easter Egg Hunt Family Fun Day</p> |
| Other Programs (Non-Public Organizations) | |
| <p><i>Haywood Regional Health & Fitness Center</i></p> <p>AQUATICS</p> <p>Aqua Aerobics, Swimming Lessons - All Ages</p> <p>PROGRAMS</p> <p>Gymnastics, Climbing wall Adult group fitness classes: Yoga, Pilates, kick box, low impact aerobics 14 years & up pick-up volleyball, racquetball & basketball games Preschool gym program Youth fitness classes Various health promotions programs Personal Fitness Training</p> | <p>Basketball</p> <p><u>Western North Carolina Youth Basketball</u></p> <p>Bethel Youth Organization Clyde Youth Organization Canton Youth Organization Waynesville Youth Organization YBOA - Waynesville Basketball Club Other area travel teams</p> |
| | <p>Football & Cheerleading</p> <p><u>Western North Carolina Youth Football</u></p> <p>Bethel Blue Demons Lake Junaluska Warriors Canton Bears Haywood Mountaineers</p> |
| <p>Baseball & Girls Softball</p> <p>Canton Little League Mountaineer Little League Several travel baseball and softball teams</p> | <p>Summer Sports Camps</p> <p>Laurel Ridge Country Club AYSO Pisgah High School Tuscola High School</p> |
| <p>Dance</p> <p>Angie's Dance Academy The Dance Connection</p> | <p>Adult Softball</p> <p>Haywood Baptist Association Co-ed Canton League</p> |
| <p>Horseback Riding</p> <p>Several private businesses</p> | <p>Skiing/Snowboarding/Snow Tubing</p> <p>Cataloochee Ski Area</p> |
| <p>Golf</p> <p>Private instruction offered at various clubs</p> | <p>Outdoor Opportunities</p> <p>Hiking - Multiple areas Biking - Multiple areas Tubing & Kayaking - WOW of Waynesville Canoeing & paddle boats - Lake Junaluska Assembly</p> |
| <p>Martial Arts</p> <p>Several private instruction</p> | |
| <p>Youth Soccer</p> <p>AYSO Region 572 (recreational youth soccer) Smoky Mountain Youth Soccer Association</p> | |

| Table 2.11 Countywide Recreation Program Inventory | |
|---|---|
| (Classic & Challenge) | |
| Tennis Laurel Ridge County Club | Volks March A walking program that encourages recording mileage in a journal. Maps available at Lake Junaluska Admin. Office, Mast General Store in Waynesville Microtel Inn in Maggie Valley |
| Archery Right-On-Target | |
| Pottery Good Earth Studio | |

The provision of programmed recreation depends on a large part to the type of facilities offered by a community. Haywood County together with its two municipalities that have full time recreation departments have created some state-of-the-art and well maintained facilities. With the assistance of non-profit organizations the parks and recreation departments have successfully produced a very diverse leisure program for the County's residents. Fostering an atmosphere of continued cooperation among local government agencies and other resource providers will be the key to enhancing this programming in the future.

Program offerings in mostly rural counties have traditionally concentrated on sports as the primary element in its program. Sports have become the foundation of its leisure time programs in Haywood County. There are over 10 different sports that are made available to both the young and not so young populations. Youth football is offered by four different organizations with cheerleading available as an alternative. The ever growing and very popular soccer program is organized and promoted by two associations which concentrate on youth programs and the Haywood County Recreation & Parks Department which provides a coed league for adults. Baseball and softball are always some of the most popular activities and in Haywood County this is no exception. The Mountaineer Little League and the Canton Little League provide youth baseball involvement for ages 5-18, beginning with T-ball for most if not all areas of the County. Girls softball is also provided by the Mountaineer League in the summer.

Adult softball is provided by both public and non-profit associations. Both the Departments of Waynesville and Canton offer leagues for adult play with the Haywood Baptist Association providing competition for men's and women's church teams.

Youth basketball is provided through the County program, as well as the four organizations making up the Western North Carolina You League. The City of Waynesville has a basketball club which offers a traveling program. The only adult basketball program is one provided by Waynesville Parks and Recreation Department.

In addition to these traditional sports competition offerings, area country clubs provide instruction for golf and tennis with the City of Waynesville Parks and Recreation

Department providing public tennis instruction. Haywood County provides various sports camps during the summer months for the most popular sports. Swim competition is provided by both the Smokey Mountain Aquatic club and Waynesville Parks and Recreation Department during the summer months.

To balance out the program offering in the community and to offer something other than sports to its residents, Haywood County provides a second element in its program that includes enrichment activities. These programs are generally provided by City or County governments and often through partnerships with local non-profits.

Haywood County Recreation & Parks provides senior enrichment programs through its Creative Living Social Club such as its *Meeting at the MARC*, day trips, walking programs and its sponsorship of the areas' senior games annually. Another County sponsored program is provided by the library system in Waynesville through its programming emphasis involving children's programs, a coffee house, and the Sunday series of music, art and literature. The mountain projects staff provides senior nutritional sites in both Canton and Maggie Valley.

Haywood County Recreation & Parks also provides for Special Olympics during the year for the physical and mentally challenged population.

The City of Waynesville Parks and Recreation Department conducts most of the other public enrichment programs through two of its facilities. The program at the old armory provides a multitude of different instructional classes from pottery and art classes to horticultural programs. Classes in various types of dance instruction and the martial arts are popular. The Armory Recreation Center has significant senior population involvement providing senior exercise programs, Bridge, and other table games along with the area's nutritional site. The remainder of the Waynesville enrichment program is provided through the recreation center on Vance Street. Special classes and programs normally expected in a full service recreation and aquatics center are provided. Water based instructional classes for swimming fitness, aerobics, life guarding, etc., are provided in addition to classes in dance, martial arts, and tumbling. Special events are conducted year round through the center. The Waynesville Recreation Center is a state of the art facility capable of serving the majority of interests in the County.

The third element in a community's diverse leisure program is the special events that are conducted. These events require the involvement of hundreds of area citizens and present not only seasonal excitement and color, but are important elements in the area's eco-tourism. In a typical year, there are over 100 such events in Haywood County. The special events attract both youth and adults, and they include various festivals, community appreciation days, holiday celebrations and activities, music, art and theater events. A list of the festivals and celebrations in 2005 is included in Appendix A.

2.6 Administration and Finances

The general make up of the County indicates that it is very rural in nature with 69.6% of the population living outside town limits. The County's population concentrations are in Waynesville with 37.5%, Canton with 10.1%, Clyde with 11.6%, and Maggie Valley at 3.6%. These breakdowns become important when comparing budget allocations in the County.

The Haywood County budget allocation for parks and recreation in 2006 was \$362,000 annually, of which \$100,000 is contributed to Gainesville (\$70,000) and Canton (\$30,000). The County has an advisory board of citizens to work with parks and recreation issues.

The Haywood County Department with its two full time and four part time employees operates at a total of three indoor facilities, Allens Creek Park, and is presently using the facilities of four elementary schools, one middle school, and one high school. The County presently leases two old school facilities to clubs in the unincorporated areas of the County which serve as community centers.

The County Department appears to serve as a central point for all parks and recreation services in the County. While cities within the County operate numerous parks and centers, the County Department assists in an important role of promotion and coordination in order to help avoid duplication and assure program delivery.

The County's operating budget of \$367,000 for parks and recreation is considerably less than the statewide average for counties in the same class of \$783,484 (NCRRS '04-05). When considering the population of 56,498, the per capita expenditure for parks and recreation is \$6.59 per person compared to the statewide average for counties this size of \$13.45 (documented in 2003).

Waynesville has a population of 9,536. Considering this relatively small number of residents, Waynesville's facilities serve a large number of the County's total population. The provision of a state-of-the-art 64,000 square foot recreation center is exceptional for a city this size along with the provision of an older center in the old armory. The facilities are operated and maintained with 18 full time and 28 part time staff. The department budget of \$1.8 million compares very well to cities of similar size in North Carolina. The average budget in Western North Carolina is \$678,936. Waynesville's budget projection for future capital improvements with anticipated expenses noted for the next five years shows much foresight. The earmarking of funds for future park space acquisition is noted as an example of good park planning.

Canton has a population of 4,122. In the 2006 budget, the Department provides for five full time employees with 16 summer workers in the recreation areas and facilities. Canton's parks and recreation budget for 2006 of \$466,052 is divided among four major divisions. This budgeted allocation compares fairly well next to the statewide average

for cities in the same population size. This average was \$308,789 (NCRRS '04-05). It must be noted that nearly 25% of the operating budget is devoted to debt payment.

Clyde, with a population of 1,386, has one featured park with the typical park amenities. The Town of Clyde does not have a separate department and maintains the facilities by general public works crews. The Town depends on the elementary and middle schools along with community colleges for its sports facilities.

Maggie Valley, with a population of 1,122, is slightly different than most cities in the County in that it serves a significant tourism industry. Like Clyde, Maggie Valley does not have a parks department. There are several public facilities available including a community center for events and meetings and a small park and greenway. A 10-acre tract, used as a special events area and referred to as the festival grounds, provides a very practical and useful facility. This facility has an advisory board to assist in administering its affairs. The budget devoted to recreation is approximately \$100,643, of which over half is devoted to debt payment. As a per capita expenditure of \$89.69, it is somewhat less than the statewide average for small cities of \$110.56 per person (NCRRS '04-05).

Sports fields are primarily provided through the schools. With tourism a major focus, sports tournaments that attract youth teams should be an important consideration. The year round scheduling of events and shows is a primary consideration for increased tourism.

Staffing parks and recreation departments can vary significantly depending upon the type of facilities operated. Studies in the late 1980s indicated that the national average for full time park staff was one person for every 6,000-7,000 in population being served. A standard indicator that can be used in a variety of parks departments is extremely difficult to identify. In order to allocate the correct number of workers, a master maintenance schedule containing a complete inventory of tasks and frequencies is recommended.

Also, in rural systems that use school properties to provide recreational services, it is strongly recommended that a formalized school/park agreement identifying all major elements of use be implemented to ensure a continuous service level. While most agencies usually use schools for some part of their provided resources, fewer than half the departments use formalized agreements (MCPRS).

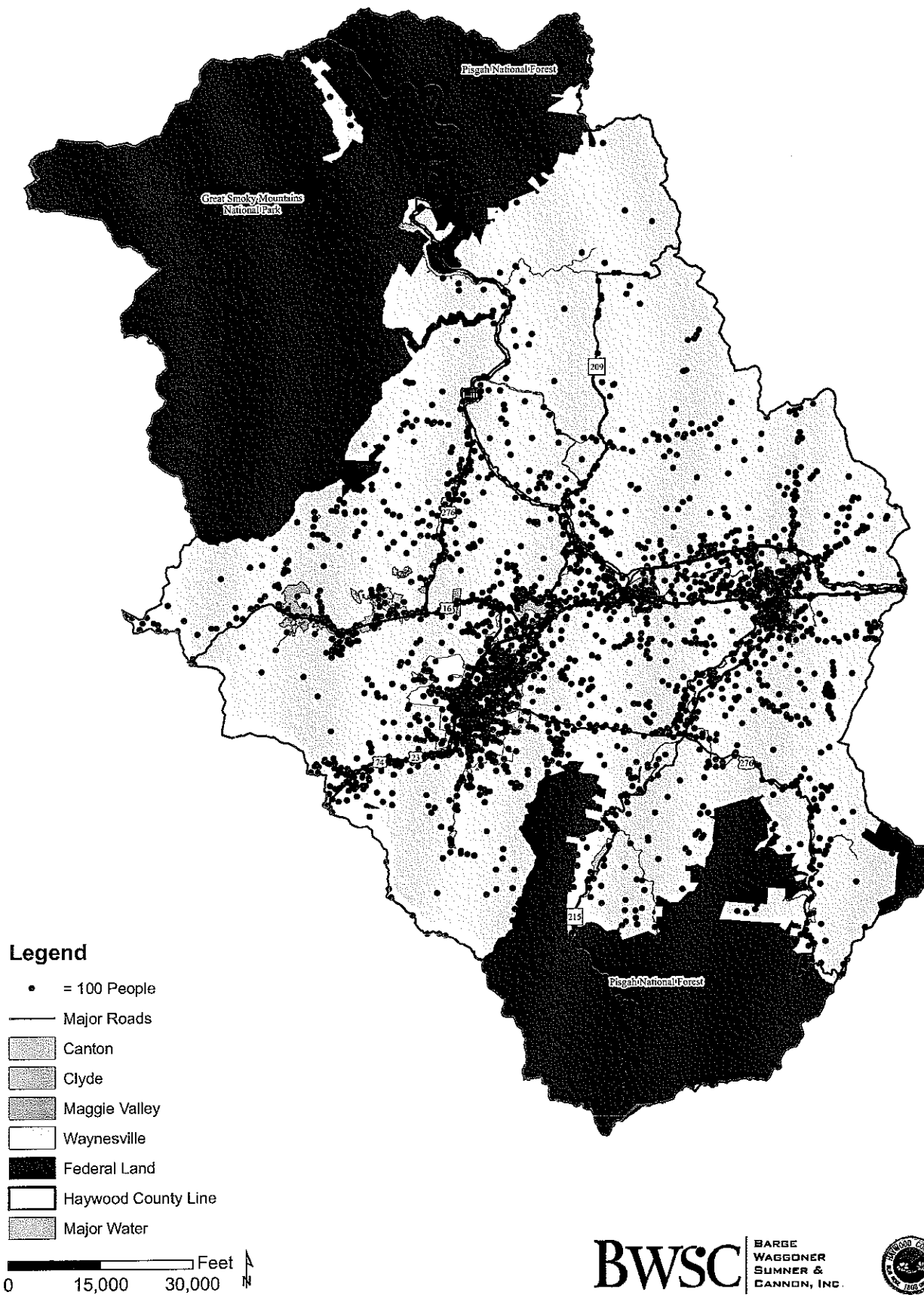
2.7 Demographics

Haywood County is part of the Asheville Metropolitan Area. The estimated population in 2004 was 56,498 of which approximately 9,536 residents lived in Waynesville, the County seat. Haywood County covers an area of approximately 553.7 square miles and includes approximately 98 square miles within the Great Smoky Mountains National Park and 109 square miles within the Pisgah National Forest. The population is comprised of 95.5% Caucasian, 1.2% African American, 1.4% Hispanic/Latino, and 1.9% other. The median age in the County is 43.54, which is higher than the State's average of 35.97 (See Table 2.12). Table 2.13 provides population density comparisons for adjacent counties.

| Table 2.12 Haywood County Population Changes and Growth Trends | | | | | |
|---|---------------------------------|--------|--------|-------------------|--------|
| | 2000 | 2005 | 2010 | 2015 | 2020 |
| Population | 54,033 | 57,097 | 60,066 | 62,906 | 65,881 |
| Median Age | 42.32 | 43.54 | 44.89 | 45.90 | 46.78 |
| NC State Median Age | 35.82 | 35.97 | 36.81 | 37.13 | 37.44 |
| Area | % Population Growth (2000-2004) | | | Median Age (2000) | |
| Haywood County | +4.6% | | | 42 | |
| Canton | +2.3% | | | 43 | |
| Clyde | +4.7% | | | 38 | |
| Maggie Valley | +84.8% | | | 49 | |
| Waynesville | +3.3% | | | 44 | |

| Table 2.13 Population Density Comparisons (Adjacent North Carolina Counties) | | |
|---|-------------------------------|-------------------------------|
| County | People per Square Mile (2005) | People per Square Mile (2020) |
| Buncombe | 331 | 394 |
| Haywood | 103 | 119 |
| Jackson | 74 | 89 |
| Madison | 45 | 52 |
| Swain | 26 | 30 |
| Transylvania | 79 | 86 |

Figure 2.5 illustrates the population density throughout the County in 2000.



BWSC | BARGE
WAGGONER
SUMNER &
CANNON, INC.



Haywood County
Comprehensive Park & Recreation
Master Plan

Haywood County
Population Density
Figure 2.5

Haywood County had an increase in the general population of 15.1% within a 10-year period from 1990 through 2000. This is compared to the State of North Carolina's increase of 21.4% for the same period. It is projected that the population growth will continue in the next 15 years, from 2005 through 2020, at an estimated increase of 15.4% in Haywood County compared to 23.7% for the State.

The population estimates and projections do not account for part-time residents. These seasonal residents can be evaluated by looking at the housing unit estimates from the 2000 Census. In the year 2000, Haywood County had 28,640 housing units, of which 5,540 units were vacant/seasonal. This accounts for 19.3% of the total housing units. Applying the 2000 Census ratios and percentages on the projected population growth through the year 2020 would result in an additional 6,215 housing units. Of those new units, 1,187 units would be vacant/seasonal.

While the median age of the population is increasing from an estimated 43.54 in 2005, it is projected to reach 46.78 by the year 2020. The projections shown in Table 2.14 for the various age groups will influence the type of recreation facilities to be planned for these future residents.

| Table 2.14 Age Distribution | | | |
|--|-------------|-------------|-----------------------|
| Ages | 2005 | 2020 | Percent Change |
| 0 - 17 | 11,371 | 12,645 | +11.2% |
| 18 - 29 | 6,843 | 7,827 | +14.4% |
| 30 - 44 | 11,577 | 10,963 | -5.3% |
| 45 - 59 | 12,517 | 14,153 | +13.1% |
| 60 + | 14,789 | 20,293 | +37.2% |

The demographic projections may or may not account for a phenomenon that is taking place throughout the mountain regions of North Carolina including Haywood County. As the baby boomers reach retirement age, the demand for retirement and second homes in the mountains has reached a fever pitch. There are at least 10 developing and planned new residential communities in Haywood County that potentially will add 2,838 new home sites in the county. Although it is difficult to estimate the number of new permanent residents versus those who will be seasonal, the development of these new communities will certainly have an impact on the demographics of the county.

3.0 PUBLIC INPUT

3.1 Citizen Survey Results

Prior to this comprehensive parks and recreation study, a Haywood County Parks and Recreation Survey was distributed to residents in November 2005. The survey was prepared and tabulated by the Haywood County Recreation & Parks Department. The purpose of the survey was to establish priorities for the future development of parks, trails, open space and recreation facilities, programs and services within Haywood County.

A total of 276 surveys were collected and tabulated, and written comments were sorted and grouped into categories. The following is a list of major survey findings:

Parks and Recreation Site Usage

The parks and recreation sites used most often in Haywood County are: Waynesville Recreation Center (63.3%); Waynesville Rec Park (55.7%); Lake Junaluska Assembly (55.7%); and Haywood Regional Fitness Center (45.5%).

Existing Facilities Meeting Needs

Most respondents *agreed* that the existing facilities and activities were adequate, met the household needs, and were equally accessible to all citizens. They also indicated that school facilities should be more accessible to the public during non-school use.

Desired Improvements to the Parks and Recreation System

Participants were asked to prioritize facilities that they would use if available. The highest priorities were Neighborhood Parks (13.4%), Greenway Trails (12.7%), Community Parks (12.0%), and Public Outdoor Swimming Pools (9.4%). Respondents indicated that the highest need was to acquire, develop and maintain many small park areas and playgrounds, as well as a few large, multi-use parks. 80.8% either *strongly agreed* or *agreed* that they would be in favor of greenway development to interconnect the parks and school facilities.

Support for Actions to Improve the Parks and Recreation System

Respondents indicated a willingness to support increasing financial methods to expand Haywood County's recreation and park facilities with 57.8% selecting *strongly agree* or *agree*. The most desired funding sources were grant money, parks and recreation bond issue and participation fees.

Programming

Over 70% agreed that the following activities and services are important for public parks and recreation agencies to provide:

- Improved physical and mental health
- Structured and supervision for children and youth

- Accessible places to enjoy nature
- Fun for participants and observers

The citizens reported in the survey that they liked to participate in the following most often mentioned activities (not in any particular order):

| | | |
|-------------------|-----------------------|-----------------|
| Mini-golf | Running | Horseshoes |
| Exercise/Aerobics | Swimming | Arts and Crafts |
| Basketball | After-school Programs | Soccer |
| Summer Day Camps | Softball | Dance |
| Walking | Nature Walks | Gardening |
| Picnics | Special Olympics | Library Visits |

Conducting programs that citizens desire is obviously very important, but they also need to be provided at times when it is convenient for the participant. The following was reported to be the preferred times to actively take part in the programs.

| <u>Participant Category</u> | <u>Preferred Times</u> |
|-----------------------------|----------------------------------|
| Seniors | 8:00 am – 3:00 pm |
| Adults | After 6:00 pm weekdays; weekends |
| School age youth | 3:00 pm – 6:00 pm; weekends |
| Young children | 8:00 am – 3:00 pm; weekends |

The following are general observations related to programs that were evident from the survey results:

- There is the projection of a 37.2% increase in the 60+ population age group between 2005 and 2020.
- The need for after school programs will continue to be strong and may increase.
- School based programming has the support of over 65% of survey respondents.
- Partnerships with private providers can expand program offerings without excessive expense.

A complete copy of the survey questions and tabulated responses are in **Appendix B**.

3.2 Public Forum Results

Several public input meetings were conducted during the development of this comprehensive plan. A meeting was conducted within the three general geographic areas of the county – east, west and central. These meetings were held on June 8, 12, and 15, 2006, and were open to anyone within the county. The Waynesville meeting had 16 attendants, the Maggie Valley meeting had 21 attendants, and the Canton meeting had approximately 30 attendants. A meeting was also conducted with the Greenways Commission on June 15, 2006, which was attended by 8 people. The sign-in sheets for these meetings is included in **Appendix B**. The agenda at each meeting included the following:

- Introduction to planning team and planning process;
- Review findings from the Parks and Recreation Survey conducted in the fall of 2005;
- Review existing park facilities, acreages, and condition assessments; and
- Receive audience feedback on trigger questions and prioritization exercise

Participants were asked to provide comments to seven questions at the end of the presentation. The questions were as follows:

- What is your opinion of the quality of existing park and recreation facilities?
- What improvements do you think are most needed at existing park and recreation facilities?
- What, if any, new recreation programs are needed?
- What, if any, new park and recreation facilities are needed?
- In your opinion, where should the new park and recreation facilities be located within the County?
- If new facilities are provided, should they be included in fewer yet larger County-wide parks or in more yet smaller neighborhood parks?
- What, if any, sources of funding are you willing to support in order to make improvements, build new facilities and create new programs?

Responses to these questions were recorded on a flip chart and then placed on the walls. Most participants indicated that existing facilities needed improvements such as upgraded restrooms and additional lighting. They also indicated a need for more programs for seniors and teens, and new recreation facilities such as a skate park, disc golf course, and softball/baseball/soccer complexes.

Participants were then asked to do a prioritization exercise. Each person was given four colored dots to place beside the four recorded comments that were most important to them. **Appendix B** also includes a summary of the prioritized comments from all four meetings.

4.0 NEEDS ANALYSIS

4.1 Introduction

The trends in recreation facilities and programs through out the country are changing to accommodate two main groups: 1) the growing number of seniors resulting from the maturation of the baby boomers, including those who are moving into the new mountain communities in the county; and 2) the more active young adults and their leisure lifestyles. Climbing walls, fitness centers, splash pads for family outings, skate parks, hiking and biking trails all are becoming very popular for the young families and with a greater amount of disposable income, they are often more willing to pay for their recreation. The senior populations are healthier and living longer, not content anymore with sitting around the house. They are in pursuit of more active leisure time activities. Greenways, nature trails for fitness walking, and historic facilities and parks to visit are but a few of the more popular facilities that interest the senior of the 21st century. Programs and activities that cater to socializing and fitness such as attending festivals, square dance clubs, quilting, pottery and art classes are but a few of the growing number of activities appealing to the older generations.

This section of the report contains the basis for the recommendations made in this study. It contains a description of National Recreation and Parks Association (NRPA) system for parks classification and description of park types that typically make up a park system. Using these park types as a basis, national (NRPA) and state standards (SCORP) are examined to assist in developing a set of standards for Haywood County. It should be noted that the NRPA 1995 report, *Park, Recreation and Open Space and Greenway Guidelines* does not recommend a *national standard* for development of park and recreation facilities. Instead, it recommends a Level of Service (LOS) analysis that requires a great level of detail in terms of current park usage (number of visitors per day, etc.) to determine the unique needs of a community. While this approach is certainly preferable, the LOS analysis requires a level of effort and cost to determine recreation needs that is not practical for this study. In 1996, NRPA published a follow-up to the 1995 guide that indeed did contain an update of the park and recreation standards. NRPA recognized the importance of establishing standards as a national expression of minimum acceptable facilities, as a guideline for determining land requirements for various kinds of facilities, and as a means to justify the need for parks and open space in a community.

This section examines two park standards in order to develop a needs assessment. The first are standards for total park acreage and by park type. From this analysis, we can examine how existing facilities compare to state averages and information from other communities. Secondly, we compare the number of existing facilities in Haywood County to State and NRPA standards by population. We then develop a set of standards by population for Haywood County.

In this section an assessment of four different and complimentary types of park and recreation needs will be made in order to develop level of service standards as follows:

- *Expressed needs.* The types of recreation activities already in place where there is an additional perceived need based on survey responses, comments received in the public meetings, and an evaluation of the actual experience of similar activities offered by Parks and Recreation.
- *Apparent needs.* These would be activities not currently being met by your system. Examples of this would be turning away participants in a sports program because there is no excess capacity or a facility that is clearly beyond its useful life.
- *Benchmark needs.* These would be needs suggested based on a review of the programs and facilities offered in other communities with similar physical, cultural, and socioeconomic conditions.
- *Standardized needs.* These would be needs identified and defined by published standards of the NRPA, North Carolina Statewide Outdoor Comprehensive Recreation Plan, and others modified to fit, based upon the findings of the resident surveys and reflecting specified use patterns for the City and its organized activities and other particular circumstances present in the City as appropriate.

In this section, the supply and demand factors compiled and analyzed in previous tasks are brought together to determine the general need for new and/or expanded recreational facilities and programs. Demand factors will be determined based upon the application of the standards. Supply factors will be determined using the results of the inventory analysis conducted in preceding tasks. Based upon changes in supply and demand, we will identify any deficiencies in facilities and programs. These deficiencies will be identified in light of specific development actions on the part of the County.

The general facility and program needs are prioritized in this section based upon criteria developed with the core team. Ranking criteria may include the following: number of users, youth orientation; service to special populations; geographical distribution; order-of-magnitude development costs; operational cost recovery; and/or other factors as determined. The final, prioritized recommendations will provide specific understanding of how operations, management and capital dollars for recreational and cultural programs and facilities should be invested as they become available, based on the results of this needs assessment process.

4.2 Park Classifications

In order to provide a consistent nomenclature and general guide as to size and components of the parks that are developed in order to satisfy the deficit, an accepted Park Classification system needs to be adopted.

Park classifications for a community are generally assigned based on whether the area being studied is a small section or planning district of a community, an entire city or county, or even a regional plan involving multiple counties. Open space and park standards pertain to the spatial requirements that are usually set forth in a jurisdiction's land use plan. The terminology used to describe these areas has been pretty well accepted and was first put forth in the NRPA published document, *Recreation, Park and Open Space Standards and Guidelines*. In addition to what this document suggests, there is locally used terminology for reference to areas that seems most appropriate to be applied and used. In applying these standards, existing park spaces may fit the description but due to location, the site, ownership of the property, and a host of other variables, it may not function as the intended classification suggests.

The recommendations found in this master plan hopefully address these peculiarities and provide a practical, customized approach that can and will be implemented over time. The following is a recommended classification for the park and open spaces in Haywood County that seem to fit the localized situation using the national standard terminology as the base.

The following park acreage needs are generally referred to as *Close to Home Space* and the suggested standard is 6.25-10.5 acres per 1,000 people. This standard is intended to include not only developed park space, but also open space. Approximately 1/3 of Haywood County's total acreage is in National Forest and/or National Park lands. This acreage contains a multitude of recreational opportunities, as well as providing a large amount of open space. Due to this fact, the suggested standard for Haywood County is at the bottom of this range, at 6.25 acres per 1,000 persons.

Mini-Parks

Park spaces that are specialized may serve a specific population concentration or a specialized intended user such as seniors, tots, physically challenged, parents with small children, etc. Historic areas, memorial sites, and other community spaces where people may visit or occasionally congregate can also be included within this classification. Their location should be strategic, located close to where concentrations of people may be such as condo communities, apartment complexes, housing for the elderly, etc. They normally are numerous in quantity and are located in the heart of cities or neighborhoods, usually serving an area within walking distance. The size of the park area can vary, but is usually an acre or so. In past decades, the American urban environment saw the development of vast numbers of these parks attempting to be in close proximity to within the prescribed ¼ mile distance of where people lived. As a

result, in some cases the sheer numbers outpaced the community's resources for proper maintenance. A decision toward fewer and larger parks serving more people is the trend nationally. National standards indicate the acreage to population ratio should be .5 acres per 1,000 persons; for Haywood County the suggested standard is .25 acres per 1,000 persons, primarily due to the lack of densely populated areas that could benefit from these parks.

Neighborhood Park/Playground

As the title implies, these park spaces are designed to serve neighborhoods and communities usually in urban and population concentrations much like the mini-park, however with greater servicing ability. These parks are generally more active in nature, containing areas for field games, court games, playgrounds, picnicking, splash pads, etc. These spaces should be located close to intense development, easily accessible to neighborhood populations with safe connections such as safe walks or greenways for pedestrian and bikers. These parks can also be connected with schools, as schools, especially elementary schools, are connected safely to the neighborhoods. Where major barriers exist, such as highways, hilly topography, water bodies, etc., limiting access to the targeted population area, planning should include additional parks. Service radii are generally again within a comfortable 5-10 minute walking distance. The size of the area can be anywhere from an acre or two up to 15 acres or more. In general terms, depending upon the community, there should be two acres per 1,000 persons. For Haywood County, the suggested standard is one acre per 1,000 persons, again primarily due to the lack of densely populated areas that could benefit from these parks.

Community/City/County-wide Park

The definition of community may have different interpretations depending upon who is asked. In this case, it is intended that the park area would serve multiple neighborhoods and be much larger in size or offerings to serve major sections of the population. The type of facilities included would be both passive and active in nature. Areas of diverse environmental qualities make for the best park spaces, lending themselves to outdoor recreation such open space for hiking, bird watching, sitting, picnicking, etc. These parks should also include those parks that cater to active park users in that athletic fields for league and tournament play would be appropriate, as well as facilities for indoor and outdoor swimming or family oriented aquatic centers. These parks could also include an indoor recreation center or other specialized recreation outlets among the more typical components of the neighborhood parks such as playgrounds, spray grounds, tennis courts, basketball, etc. The community's needs are what drive what is included in these areas. The size of the parks can vary greatly, from 15-25 acres to 75-100 acres or more. The services radii are generally 1-2 miles, which can mean they can be located within walking distance of the intended populations, but should provide for vehicle access and parking, especially considering the type of facilities located within the parks. National standards indicate that there should be five acres of the *community park* classification per every 1,000 population with as much as 50% of the acreage set aside as open space. The suggested standard for Haywood County is two acres per every 1,000

population, due to the large amount of federally owned public land/open space in the County.

Sports Complexes

Sports complexes function as major locations for active sports in the community. These parks can have many of the same facilities as Community Parks however they also serve a special need in the community as they can host tournament events. Passive recreation features should be included in these parks to provide for a range of recreation activities for non-participants in league and tournament play and for the community at large. Sports complexes should be located on land that is topographically conducive to athletic field development. These parks should be located on or near major roadways to provide easy access to visitors from out of the area. Likewise, they should be in reasonable proximity to restaurants, shopping and hotels. The desirable size range for Sports Complexes is 25-100 acres. National standards indicate that there should be five acres of Sports Complex land per 1,000 persons. The suggested standard for Haywood County is three acres per 1,000 persons. The lack of topographically suitable land is a factor in recommending the lower acreage standard.

The introduction of additional sports complexes in the County was mentioned often in the public meetings. Due to its elevation (cooler temperatures), natural beauty and proximity to the Great Smoky Mountains National Park, Blue Ridge Parkway, and the tourist destinations of Maggie Valley, Cherokee, and others, Haywood County would be a very popular location for tournament sports. Many other communities across the Southeast including Auburn, Alabama, South Haven, Mississippi, and Memphis, Tennessee, have recognized the significant economic benefits of building top quality tournament venues.

Linear Parks and Greenways

This classification is an important element for a comprehensive park system and is classified as space that may be local or regional and is unique to each community. Linear parks have no real standard suggested as the number or proximity to populations, but they add an element that fits nicely into the attention given for health and fitness based lifestyles. They generally follow varying modes of transportation such as pleasure driving, hiking, biking, horseback riding, or canoeing. Linear parks can be as broad as the Blue Ridge Parkway or as small as a one half mile of a section of greenway running through a city. They could follow road right-of-ways or the meandering flow of a creek through natural areas and usually have points of interest at each end or along the course. Linear parks or greenways could also be the site of more active play features of a park system such as playgrounds or the type of facilities found in a neighborhood park. The only suggestion on dimensions is that they should be of sufficient width to preserve the resource, yet maximize utilization. Often utility right-of-ways, bluff lines, or natural corridors are used and, with proper planning, they can link destinations such as schools, parks, and community resources as an alternative mode of transportation to the automobile. No standards exist for linear parks and greenways;

therefore this section does not contain standards for these recreation assets. It is sufficient to state that given the survey results and public meeting input, such additional assets are needed in Haywood County.

4.3 Needs Assessment by Park Acreage

The following tables provide the surplus or deficit of parkland across the County based upon the suggested standard of 6.25 acres of parkland for each 1,000 persons.

| Table 4.1 Parkland Needs Assessment by Total Acreage - 2005 Population | | | |
|---|-------------------------|---|------------------------|
| Area | Existing Acreage | Needed Acreage at 6.25 Acres per 1,000 Population Standard | Surplus/Deficit |
| Unincorporated Haywood County | 42.95 | 254 | (211) |
| Waynesville | 53.25 | 60 | (7) |
| Canton | 58.63 | 26 | 33 |
| Clyde | 1.25 | 9 | (8) |
| Maggie Valley | 20 | 7 | 13 |
| Total Haywood County | 176.08 | 357 | (181) |

| Table 4.2 Parkland Needs Assessment by Total Acreage - 2021 Population | | | |
|---|-------------------------|---|------------------------|
| Area | Existing Acreage | Needed Acreage at 6.25 Acres per 1,000 Population Standard | Surplus/Deficit |
| Unincorporated Haywood County | 42.95 | 294 | (251) |
| Waynesville | 53.25 | 69 | (16) |
| Canton | 58.63 | 30 | 29 |
| Clyde | 1.25 | 10 | (9) |
| Maggie Valley | 20 | 8 | 12 |
| Total Haywood County | 176.08 | 412 | (236) |

As the tables show, there is a current *net* deficit of 188 acres across the entire County in parkland based on the current population. There will be a *net* deficit across the County of 243 acres in 2021 if no new parkland is added to the inventory through that time period. Canton and Clyde have a surplus of land totaling 45 acres based on current population and 40 acres in 2021. Thus, the recommendations will have to either allow this acreage to offset the acreage deficit for the unincorporated portions of Haywood County or the actual deficit for this area in 2021 will be 258 acres.

The following tables provide the surplus or deficit in parkland by park classification for the entire County, the unincorporated portions of the County, and for each municipality.

Table 4.3 has current information; Table 4.4 is the projection for the year 2021. As the tables show, the largest deficit in the unincorporated area of the County is for the Sports Complex park classification. There is a current deficit of 122 acres and a projected deficit of 141 acres.

| Table 4.3 Haywood County Parkland Summaries - Current Population | | | | | | |
|---|------------------------|-------------------------------|---|---|------------------------------------|--------------------------|
| Category | Number of Sites | Total Area by Category | Current Acres per 1,000 Population | Suggested Standard Acres to Population | Acreage Needed per Standard | (Deficit) Surplus |
| Haywood County and Municipalities Combined | | | | | | |
| Mini Park | 4 | 2 | 0.04 | .25 per 1,000 | 14 | (12) |
| Neighborhood Parks | 6 | 29.38 | 0.51 | 1 per 1,000 | 57 | (28) |
| Community/City-County Wide Parks | 5 | 64.5 | 1.13 | 2 per 1,000 | 114 | (50) |
| Sports Complexes | 1 | 41 | 0.72 | 3 per 1,000 | 171 | (130) |
| Community Centers | 5 | 8.72 | 0.15 | N/A | 0 | 9 |
| Specialty Facilities | 2 | 30.48 | 0.53 | N/A | 0 | 30 |
| Totals | 23 | 176.08 | | 6.25 / 1,000 | | (181) |
| Unincorporated Haywood County | | | | | | |
| Mini Park | 0 | 0 | 0.00 | .25 per 1,000 | 10 | (10) |
| Neighborhood Parks | 0 | 0 | 0.00 | 1 per 1,000 | 41 | (41) |
| Community/City-County Wide Parks | 1 | 8 | 0.20 | 2 per 1,000 | 81 | (73) |
| Allens Creek Park 8 Ac | | | | | | |
| Sports Complexes | 0 | 0 | 0.00 | 3 per 1,000 | 122 | (122) |
| Community Centers | 3 | 6.87 | 0.17 | N/A | 0 | 7 |
| Iron Duff Community House .27 Ac | | | | | | |
| Fines Creek Community Center 4.7 Ac | | | | | | |
| Cruso Community Center 1.9 Ac | | | | | | |
| Specialty Facilities | 1 | 28.08 | 0.69 | N/A | 0 | 28 |
| Agricultural Activities Center 28.08 Ac | | | | | | |
| Totals | 5 | 42.95 | | | | (211) |
| Waynesville | | | | | | |
| Mini Park | 1 | 1 | 0.11 | .25 per 1,000 | 2 | (1) |
| Sulphur Springs 1 Ac | | | | | | |
| Neighborhood Parks | 1 | 6 | 0.63 | 1 per 1,000 | 10 | (4) |
| East Street Park 6 Ac | | | | | | |
| Community/City-County Wide Parks | 3 | 46 | 4.84 | 2 per 1,000 | 19 | 27 |
| Vance Street Park/ Rec. Center 27 Ac | | | | | | |
| Waynesville Rec Park 16 Ac | | | | | | |
| Hazelwood Park 3 Ac | | | | | | |
| Sports Complexes | 0 | 0 | 0.00 | 3 per 1,000 | 29 | (29) |
| Community Centers | 1 | 0.25 | 0.03 | N/A | 0 | 0 |
| Old Armory .25 Ac | | | | | | |
| Specialty Facilities | 0 | 0 | 0.00 | N/A | 0 | 0 |
| Totals | 6 | 53.25 | | | | (7) |

Table 4.3
Haywood County Parkland Summaries - Current Population

| Category | Number of Sites | Total Area by Category | Current Acres per 1,000 Population | Suggested Standard Acres to Population | Acreage Needed per Standard | (Deficit) Surplus |
|---|-----------------|------------------------|------------------------------------|--|-----------------------------|-------------------|
| Canton | | | | | | |
| Mini Park | 2 | 0.75 | 0.18 | .25 per 1,000 | 1 | (0) |
| Waterwheel Park .6 Ac | | | | | | |
| Main Street Park .15 Ac | | | | | | |
| Neighborhood Parks | 1 | 2.38 | 0.58 | 1 per 1,000 | 4 | (2) |
| Sorrells Street 2.38 Ac | | | | | | |
| Community/City-County Wide Parks | 1 | 10.5 | 2.56 | 2 per 1,000 | 8 | 2 |
| Canton Rec Park 10.5 Ac | | | | | | |
| Sports Complexes | 1 | 41 | 10.00 | 3 per 1,000 | 12 | 29 |
| International Paper Complex 41 Ac | | | | | | |
| Community Centers | 1 | 1.6 | 0.39 | N/A | 0 | 2 |
| Old Armory 1.6 Ac | | | | | | |
| Specialty Facilities | <u>1</u> | <u>2.4</u> | 0.59 | N/A | 0 | <u>2</u> |
| Riverwalk 2.4 Ac | | | | | | |
| Totals | 7 | 58.63 | | | | 33 |
| Clyde | | | | | | |
| Mini Park | 1 | 0.25 | 0.18 | .25 per 1,000 | 0 | (0) |
| Downtown Mini Park .25 Ac | | | | | | |
| Neighborhood Parks | 1 | 1 | 0.72 | 1 per 1,000 | 1 | (0) |
| Clyde Park 1 Ac | | | | | | |
| Community/City-County Wide Parks | 0 | 0 | 0.00 | 2 per 1,000 | 3 | (3) |
| Sports Complexes | 0 | 0 | 0.00 | 3 per 1,000 | 4 | (4) |
| Community Centers | 0 | 0 | 0.00 | N/A | 0 | 0 |
| Specialty Facilities | <u>0</u> | <u>0</u> | 0.00 | N/A | 0 | <u>0</u> |
| Totals | 2 | 1.25 | | | | (8) |
| Maggie Valley | | | | | | |
| Mini Park | 0 | 0 | 0.00 | .25 per 1,000 | 0 | (0) |
| Neighborhood Parks | 3 | 20 | 17.86 | 1 per 1,000 | 1 | 19 |
| Community Center 4 Ac | | | | | | |
| Falls Park 6 Ac | | | | | | |
| Festival Grounds 10 Ac | 0 | | | | | |
| Community/City-County Wide Parks | 0 | 0 | 0.00 | 2 per 1,000 | 2 | (2) |
| Sports Complexes | 0 | 0 | 0.00 | 3 per 1,000 | 3 | (3) |
| Community Centers | 0 | 0 | 0.00 | N/A | 0 | 0 |
| Specialty Facilities | <u>0</u> | <u>0</u> | 0.00 | N/A | 0 | <u>0</u> |
| Totals | 3 | 20 | | | | 13 |

Table 4.4
Haywood County Parkland Summaries - 2021 Population

| Category | Number of Sites | Total Area by Category | Current Acres per 1,000 Population | Suggested Standard Acres to Population | Acreage Needed per Standard | (Deficit) Surplus |
|---|-----------------|------------------------|------------------------------------|--|-----------------------------|-------------------|
| Haywood County and Municipalities Combined | | | | | | |
| Mini Park | 4 | 2 | 0.04 | .25 per 1,000 | 16 | (14) |
| Neighborhood Parks | 6 | 19.38 | 0.34 | 1 per 1,000 | 66 | (46) |
| Community/City-County Wide Parks | 5 | 64.5 | 1.13 | 2 per 1,000 | 132 | (67) |
| Sports Complexes | 1 | 41 | 0.72 | 3 per 1,000 | 197 | (156) |
| Community Centers | 5 | 8.72 | 0.15 | N/A | 0 | 9 |
| Specialty Facilities | <u>2</u> | <u>40.48</u> | 0.71 | <u>N/A</u> | 0 | <u>40</u> |
| Totals | 23 | 176.08 | | 6.25 per 1,000 | | (235) |
| Unincorporated Haywood County | | | | | | |
| Mini Park | 0 | 0 | 0.00 | .25 per 1,000 | 12 | (12) |
| Neighborhood Parks | 0 | 0 | 0.00 | 1 per 1,000 | 47 | (47) |
| Community/City-County Wide Parks | 1 | 8 | 0.20 | 2 per 1,000 | 94 | (86) |
| Sports Complexes | 0 | 0 | 0.00 | 3 per 1,000 | 141 | (141) |
| Community Centers | 3 | 6.87 | 0.17 | N/A | 0 | 7 |
| Specialty Facilities | <u>1</u> | <u>28.08</u> | 0.69 | <u>N/A</u> | 0 | <u>28</u> |
| Totals | 5 | 42.95 | | | | (251) |
| Waynesville | | | | | | |
| Mini Park | 1 | 1 | 0.11 | .25 per 1,000 | 3 | (2) |
| Neighborhood Parks | 1 | 6 | 0.63 | 1 per 1,000 | 11 | (5) |
| Community/City-County Wide Parks | 3 | 46 | 4.84 | 2 per 1,000 | 22 | 24 |
| Sports Complexes | 0 | 0 | 0.00 | 3 per 1,000 | 33 | (33) |
| Community Centers | 1 | 0.25 | 0.03 | N/A | 0 | 0 |
| Specialty Facilities | <u>0</u> | <u>0</u> | 0.00 | <u>N/A</u> | 0 | <u>0</u> |
| Totals | 6 | 53.25 | | | | (16) |
| Canton | | | | | | |
| Mini Park | 2 | 0.75 | 0.18 | .25 per 1,000 | 1 | (0) |
| Neighborhood Parks | 1 | 2.38 | 0.58 | 1 per 1,000 | 5 | (2) |
| Community/City-County Wide Parks | 1 | 10.5 | 2.56 | 2 per 1,000 | 10 | 1 |
| Sports Complexes | 1 | 41 | 10.00 | 3 per 1,000 | 14 | 27 |
| Community Centers | 1 | 1.6 | 0.39 | N/A | 0 | 2 |
| Specialty Facilities | <u>1</u> | <u>2.4</u> | 0.59 | <u>N/A</u> | 0 | <u>2</u> |
| Totals | 7 | 58.63 | | | | 29 |

Table 4.4
Haywood County Parkland Summaries - 2021 Population

| Category | Number of Sites | Total Area by Category | Current Acres per 1,000 Population | Suggested Standard Acres to Population | Acreage Needed per Standard | (Deficit) Surplus |
|----------------------------------|-----------------|------------------------|------------------------------------|--|-----------------------------|-------------------|
| Clyde | | | | | | |
| Mini Park | 1 | 0.25 | 0.18 | 25 per 1,000 | 0 | (0) |
| Neighborhood Parks | 1 | 1 | 0.72 | 1 per 1,000 | 2 | (1) |
| Community/City-County Wide Parks | 0 | 0 | 0.00 | 2 per 1,000 | 3 | (3) |
| Sports Complexes | 0 | 0 | 0.00 | 3 per 1,000 | 5 | (5) |
| Community Centers | 0 | 0 | 0.00 | N/A | 0 | 0 |
| Specialty Facilities | 0 | 0 | 0.00 | N/A | 0 | 0 |
| Totals | 2 | 1.25 | | | | (9) |
| Maggie Valley | | | | | | |
| Mini Park | 0 | 0 | 0.00 | 25 per 1,000 | 0 | (0) |
| Neighborhood Parks | 3 | 10 | 8.93 | 1 per 1,000 | 1 | 9 |
| Community/City-County Wide Parks | 0 | 0 | 0.00 | 2 per 1,000 | 3 | (3) |
| Sports Complexes | 0 | 0 | 0.00 | 3 per 1,000 | 4 | (4) |
| Community Centers | 0 | 0 | 0.00 | N/A | 0 | 0 |
| Specialty Facilities | 0 | 10 | 0.00 | N/A | 0 | 10 |
| Totals | 3 | 20 | | | | 12 |

4.4 Current and Projected Needs Assessment by Facility

The following tables provide the current number of the various facilities located in the County (football fields, soccer fields, playgrounds, etc.) and comparisons of the current inventory based upon 1) average populations per facility from the NCSCORP, 2) NRPA standards based on population, and 3) a suggested Haywood County standard.

The suggested standard is determined by a blend of factors including:

- The current demand on facilities in across the County based upon the participant tables, the number of teams using a facility, and discussions with staff and volunteers as to current and projected demand for a particular facility;
- Input received from the surveys and during the public input sessions;
- Suggestions for facility types that are absent from the County, but need to be in the inventory based upon BWSC's experience in other communities; and
- The NCSCOR and NRPA standards.

Table 4.5, Current Needs Assessment, contains the inventory and surpluses or deficits from the NCSCORP/NRPA standards based on current population. Table 4.6, Projected Needs Assessment, shows the current surplus or deficit based on current population and a projection of facilities that will be needed in 2021 based upon the suggested Haywood County standard for each facility type.

The table is presented for the entire County, the unincorporated areas of the County, and for Waynesville, Canton, Clyde, and Maggie Valley.

| Table 4.5 Current Needs Assessment | | | | | | | |
|---|--------------------------------|--|---|----------------|---|-----------------------------------|-----------------------------------|
| Facility | Haywood County Number of Units | Average Population per Unit per NCDENR | Current Haywood County Residents per Unit | NRPA Standards | Surplus or (Deficiency) from NCDENR Average | Surplus or (Deficiency) from NRPA | Suggested Haywood County Standard |
| Unincorporated Area of Haywood County | | | | | | | |
| Fields | | | | | | | |
| Softball | 0 | 15,234 | 0 | 1/5,000 | (3) | (8) | 1/5,000 |
| Baseball | 0 | 9,752 | 0 | 1/5,000 | (4) | (8) | 1/5,000 |
| Football | 4 | 90,065 | 10,190 | 1/20,000 | 4 | 2 | 1/10000 |
| Soccer | 7 | 14,113 | 5,823 | 1/10,000 | 4 | 3 | 1/5,000 |
| Multi-Purpose Fields | 0 | 227,435 | 0 | N/A | (0) | N/A | 1/20,000 |
| Courts | | | | | | | |
| Basketball Courts | 0 | 9,385 | 0 | 1/5,000 | (4) | (8) | 1/10,000 |
| Indoor Basketball | 21 | N/A | 1,941 | N/A | N/A | N/A | 1/3,000 |
| Volleyball | 0 | N/A | 0 | 1/5,000 | N/A | (8) | 1/5,000 |
| Tennis Courts | 0 | 4,483 | 0 | 1/2,000 | (9) | (20) | 1/4,000 |
| Racquet Ball Court | 0 | N/A | 0 | 1/20,000 | N/A | (2) | 1/20,000 |
| Outdoor Areas | | | | | | | |
| Picnic Area | 1 | N/A | 40,759 | N/A | N/A | N/A | 1/5,000 |
| Shelters | 1 | 7,828 | 40,759 | N/A | (4) | N/A | 1/5,000 |
| Playgrounds | 3 | 7,828 | 13,586 | N/A | (2) | N/A | 1/5,000 |
| Walking Trails | 9 | 7,098 | 4,529 | N/A | 3 | N/A | 1/5,000 |
| Horseshoe Pits | 0 | N/A | 0 | 1/5,000 | N/A | (8) | 1/5,000 |
| Specialized | | | | | | | |
| Indoor Swimming Pool | 0 | N/A | 0 | N/A | N/A | N/A | 1/50000 |
| Outdoor Swimming Pool | 0 | 68,024 | 0 | 1/20,000 | (1) | (2) | 1/20,000 |
| Recreation Center | 0 | N/A | 0 | N/A | N/A | N/A | 1/60,000 |
| Community Center | 0 | N/A | 0 | N/A | N/A | N/A | 1/30,000 |
| Splash Pads | 0 | N/A | 0 | N/A | N/A | N/A | 1/20,000 |
| Disc Golf | 0 | N/A | 0 | N/A | N/A | N/A | 1/30,000 |
| Skate Park | 0 | N/A | 0 | N/A | N/A | N/A | 1/60,000 |
| Dog Park | 0 | N/A | 0 | N/A | N/A | N/A | 1/50,000 |
| Waynesville | | | | | | | |
| Fields | | | | | | | |
| Softball | 3 | 15,234 | 3,212 | 1/5,000 | 2 | 1 | 1/5,000 |
| Baseball | 1 | 9,752 | 9,637 | 1/5,000 | 0 | (1) | 1/5,000 |
| Football | 0 | 90,065 | 0 | 1/20,000 | (0) | (0) | 1/10,000 |
| Soccer | 2 | 14,113 | 4,819 | 1/10,000 | 1 | 1 | 1/5,000 |
| Multi-Purpose Fields | 1 | 227,435 | 9,637 | N/A | 1 | N/A | 1/20,000 |

Table 4.5
Current Needs Assessment

| Facility | Haywood County Number of Units | Average Population per Unit per NCDENR | Current Haywood County Residents per Unit | NRPA Standards | Surplus or (Deficiency) from NCDENR Average | Surplus or (Deficiency) from NRPA | Suggested Haywood County Standard |
|-----------------------|--------------------------------|--|---|----------------|---|-----------------------------------|-----------------------------------|
| Courts | | | | | | | |
| Basketball Courts | 3 | 9,385 | 3,212 | 1/5,000 | 2 | 1 | 1/10,000 |
| Indoor Basketball | 2 | N/A | 4,819 | N/A | N/A | 0 | 1/3,000 |
| Volleyball | 2 | N/A | 4,819 | 1/5,000 | 0 | 0 | 1/5,000 |
| Tennis Courts | 6 | 4,483 | 1,606 | 1/2,000 | 4 | 1 | 1/4,000 |
| Racquet Ball Court | 2 | N/A | 4,819 | 1/20,000 | N/A | 0 | 1/20,000 |
| Outdoor Areas | | | | | | | |
| Picnic Area | 5 | N/A | 1,927 | N/A | N/A | N/A | 1/5,000 |
| Shelters | 6 | 7,828 | 1,606 | N/A | 5 | N/A | 1/5,000 |
| Playgrounds | 9 | 7,828 | 1,071 | N/A | 8 | N/A | 1/5,000 |
| Walking Trails | 4 | 7,098 | 2,409 | N/A | 3 | N/A | 1/5,000 |
| Horseshoe Pits | 2 | N/A | 4,819 | 1/5,000 | N/A | 0 | 1/5,000 |
| Specialized | | | | | | | |
| Indoor Swimming Pool | 1 | N/A | 9,637 | N/A | N/A | N/A | 1/50,000 |
| Outdoor Swimming Pool | 1 | 68,024 | 9,637 | 1/20,000 | 1 | 1 | 1/20,000 |
| Recreation Center | 2 | N/A | 4,819 | N/A | N/A | N/A | 1/60,000 |
| Community Center | 1 | N/A | 0 | N/A | N/A | N/A | 1/30,000 |
| Splash Pads | 0 | N/A | 0 | N/A | N/A | N/A | 1/20,000 |
| Disc Golf | 0 | N/A | 0 | N/A | N/A | N/A | 1/30,000 |
| Skate Park | 0 | N/A | 0 | N/A | N/A | N/A | 1/60,000 |
| Dog Park | 1 | N/A | 0 | N/A | N/A | N/A | 1/50,000 |
| Canton | | | | | | | |
| Fields | | | | | | | |
| Softball | 2 | 15,234 | 2,083 | 1/5,000 | 2 | 1 | 1/5,000 |
| Baseball | 3 | 9,752 | 1,389 | 1/5,000 | 3 | 2 | 1/5,000 |
| Football | 0 | 90,065 | 0 | 1/20,000 | (0) | (0) | 1/10,000 |
| Soccer | 0 | 14,113 | 0 | 1/10,000 | (0) | (0) | 1/5,000 |
| Multi-Purpose Fields | 0 | 227,435 | 0 | N/A | (0) | N/A | 1/20,000 |
| Courts | | | | | | | |
| Basketball Courts | 1 | 9,385 | 4,166 | 1/5,000 | 1 | 0 | 1/10,000 |
| Indoor Basketball | 1 | N/A | 4,166 | N/A | N/A | N/A | 1/3,000 |
| Volleyball | 0 | N/A | 0 | 1/5,000 | 0 | (1) | 1/5,000 |
| Tennis Courts | 4 | 4,483 | 0 | 1/2,000 | 3 | 2 | 1/4,000 |
| Racquet Ball Court | 0 | N/A | 0 | 1/20,000 | N/A | (0) | 1/20,000 |

**Table 4.5
Current Needs Assessment**

| Facility | Haywood County Number of Units | Average Population per Unit per NCDENR | Current Haywood County Residents per Unit | NRPA Standards | Surplus or (Deficiency) from NCDENR Average | Surplus or (Deficiency) from NRPA | Suggested Haywood County Standard |
|-----------------------|--------------------------------|--|---|----------------|---|-----------------------------------|-----------------------------------|
| Outdoor Areas | | | | | | | |
| Picnic Area | 1 | N/A | 4,166 | N/A | N/A | N/A | 1/5,000 |
| Shelters | 3 | 7,828 | 1,389 | N/A | 2 | N/A | 1/5,000 |
| Playgrounds | 1 | 7,828 | 4,166 | N/A | 0 | N/A | 1/5,000 |
| Walking Trails | 1 | 7,098 | 4,166 | N/A | 0 | N/A | 1/5,000 |
| Horseshoe Pits | 1 | N/A | 4,166 | 1/5,000 | N/A | 0 | 1/5,000 |
| Specialized | | | | | | | |
| Indoor Swimming Pool | 0 | N/A | 0 | N/A | N/A | N/A | 1/50,000 |
| Outdoor Swimming Pool | 1 | 68,024 | 4,166 | 1/20,000 | 1 | 1 | 1/20,000 |
| Recreation Center | 1 | N/A | 4,166 | N/A | N/A | N/A | 1/60,000 |
| Community Center | 1 | N/A | 0 | N/A | N/A | N/A | 1/30,000 |
| Splash Pads | 0 | N/A | 0 | N/A | N/A | N/A | 1/20,000 |
| Disc Golf | 0 | N/A | 0 | N/A | N/A | N/A | 1/30,000 |
| Skate Park | 0 | N/A | 0 | N/A | N/A | N/A | 1/60,000 |
| Dog Park | 0 | N/A | 0 | N/A | N/A | N/A | 1/50,000 |
| Clyde | | | | | | | |
| Fields | | | | | | | |
| Softball | 0 | 15,234 | 0 | 1/5,000 | (0) | (0) | 1/5,000 |
| Baseball | 0 | 9,752 | 0 | 1/5,000 | (0) | (0) | 1/5,000 |
| Football | 0 | 90,065 | 0 | 1/20,000 | (0) | (0) | 1/10,000 |
| Soccer | 0 | 14,113 | 0 | 1/10,000 | (0) | (0) | 1/5,000 |
| Multi-Purpose Fields | 0 | 227,435 | 0 | N/A | (0) | N/A | 1/20,000 |
| Courts | | | | | | | |
| Basketball Courts | 0 | 9,385 | 0 | 1/5,000 | (0) | (0) | 1/10,000 |
| Indoor Basketball | 0 | N/A | 0 | N/A | N/A | N/A | 1/3,000 |
| Volleyball | 0 | N/A | 0 | 1/5,000 | 0 | (0) | 1/5,000 |
| Tennis Courts | 0 | 4,483 | 0 | 1/2,000 | (0) | (1) | 1/4,000 |
| Racquet Ball Court | 0 | N/A | 0 | 1/20,000 | N/A | (0) | 1/20,000 |
| Outdoor Areas | | | | | | | |
| Picnic Area | 1 | N/A | 1,401 | N/A | N/A | N/A | 1/5,000 |
| Shelters | 1 | 7,828 | 1,401 | N/A | 1 | N/A | 1/5,000 |
| Playgrounds | 0 | 7,828 | 0 | N/A | (0) | N/A | 1/5,000 |
| Walking Trails | 0 | 7,098 | 0 | N/A | (0) | N/A | 1/5,000 |
| Horseshoe Pits | 0 | N/A | 0 | 1/5,000 | N/A | (0) | 1/5,000 |

**Table 4.5
Current Needs Assessment**

| Facility | Haywood County Number of Units | Average Population per Unit per NCDENR | Current Haywood County Residents per Unit | NRPA Standards | Surplus or (Deficiency) from NCDENR Average | Surplus or (Deficiency) from NRPA | Suggested Haywood County Standard |
|-----------------------|--------------------------------|--|---|----------------|---|-----------------------------------|-----------------------------------|
| Specialized | | | | | | | |
| Indoor Swimming Pool | 0 | N/A | 0 | N/A | N/A | N/A | 1/50,000 |
| Outdoor Swimming Pool | 0 | 68,024 | 0 | 1/20,000 | (0) | (0) | 1/20,000 |
| Recreation Center | 0 | N/A | 0 | N/A | 0 | N/A | 1/60,000 |
| Community Center | 0 | N/A | 0 | N/A | N/A | N/A | 1/30,000 |
| Splash Pads | 0 | N/A | 0 | N/A | N/A | N/A | 1/20,000 |
| Disc Golf | 0 | N/A | 0 | N/A | N/A | N/A | 1/30,000 |
| Skate Park | 0 | N/A | 0 | N/A | N/A | N/A | 1/60,000 |
| Dog Park | 0 | N/A | 0 | N/A | N/A | N/A | 1/50,000 |
| Maggie Valley | | | | | | | |
| Fields | | | | | | | |
| Softball | 0 | 15,234 | 0 | 1/5,000 | (0) | (0) | 1/5,000 |
| Baseball | 0 | 9,752 | 0 | 1/5,000 | (0) | (0) | 1/5,000 |
| Football | 0 | 90,065 | 0 | 1/20,000 | (0) | (0) | 1/10,000 |
| Soccer | 0 | 14,113 | 0 | 1/10,000 | (0) | (0) | 1/5,000 |
| Multi-Purpose Fields | 0 | 227,435 | 0 | N/A | (0) | N/A | 1/20,000 |
| Courts | | | | | | | |
| Basketball Courts | 1 | 9,385 | 1,134 | 1/5,000 | 1 | 1 | 1/10,000 |
| Indoor Basketball | 0 | N/A | 0 | N/A | N/A | N/A | 1/3,000 |
| Volleyball | 0 | N/A | 0 | 1/5,000 | 0 | (0) | 1/5,000 |
| Tennis Courts | 0 | 4,483 | 0 | 1/2,000 | (0) | (1) | 1/4,000 |
| Racquet Ball Court | 0 | N/A | 0 | 1/20,000 | N/A | (0) | 1/20,000 |
| Outdoor Areas | | | | | | | |
| Picnic Area | 1 | N/A | 1,134 | N/A | N/A | N/A | 1/5,000 |
| Shelters | 1 | 7,828 | 1,134 | N/A | 1 | N/A | 1/5,000 |
| Playgrounds | 1 | 7,828 | 1,134 | N/A | 1 | N/A | 1/5,000 |
| Walking Trails | 2 | 7,098 | 567 | N/A | 2 | N/A | 1/5,000 |
| Horseshoe Pits | 0 | N/A | 0 | 1/5,000 | N/A | (0) | 1/5,000 |
| Specialized | | | | | | | |
| Indoor Swimming Pool | 0 | N/A | 0 | N/A | N/A | N/A | 1/50,000 |
| Outdoor Swimming Pool | 0 | 68,024 | 0 | 1/20,000 | (0) | (0) | 1/20,000 |
| Recreation Center | 0 | N/A | 0 | N/A | 0 | N/A | 1/60,000 |
| Community Center | 0 | N/A | 0 | N/A | N/A | N/A | 1/30,000 |
| Splash Pads | 0 | N/A | 0 | N/A | N/A | N/A | 1/20,000 |
| Disc Golf | 0 | N/A | 0 | N/A | N/A | N/A | 1/30,000 |
| Skate Park | 0 | N/A | 0 | N/A | N/A | N/A | 1/60,000 |
| Dog Park | 0 | N/A | 0 | N/A | N/A | N/A | 1/50,000 |

Table 4.6 Note:

A number in parentheses (1) indicates a surplus of a facility based on the standard.

| Table 4.6 Projected Needs Assessment | | | | | | |
|---|--------------------------------------|----------------------------|----------------------------------|---------------------|-------------------------------|-----------------------|
| Facility | Haywood County 2006 Standards | Existing Facilities | Current Demand Population | Current Need | 2021 Demand Population | Projected Need |
| Unincorporated Area of Haywood County | | | 40,759 | | 47,030 | |
| Fields | | | | | | |
| Softball | 1/5,000 | 0 | 8 | 8 | 9 | 9 |
| Baseball | 1/5,000 | 0 | 8 | 8 | 9 | 9 |
| Football | 1/10,000 | 4 | 4 | 0 | 5 | 1 |
| Soccer | 1/5,000 | 7 | 8 | 1 | 9 | 2 |
| Multi-Purpose Fields | 1/20,000 | 0 | 2 | 2 | 2 | 2 |
| Courts | | | | | | |
| Basketball Courts | 1/10,000 | 0 | 4 | 4 | 5 | 5 |
| Indoor Basketball | 1/3,000 | 19 | 14 | (5) | 16 | (3) |
| Volleyball | 1/5,000 | 0 | 8 | 8 | 9 | 9 |
| Tennis Courts | 1/4,000 | 0 | 10 | 10 | 12 | 12 |
| Racquet Ball Court | 1/20,000 | 0 | 2 | 2 | 2 | 2 |
| Outdoor Areas | | | | | | |
| Picnic Area | 1/5,000 | 1 | 8 | 7 | 9 | 8 |
| Shelters | 1/5,000 | 1 | 8 | 7 | 9 | 8 |
| Playgrounds | 1/5,000 | 3 | 8 | 5 | 9 | 6 |
| Walking Trails | 1/5,000 | 9 | 8 | (1) | 9 | 0 |
| Horseshoe Pits | 1/5,000 | 0 | 8 | 8 | 9 | 9 |
| Specialized | | | | | | |
| Indoor Swimming Pool | 1/50,000 | 0 | 1 | 1 | 1 | 1 |
| Outdoor Swimming Pool | 1/20,000 | 0 | 2 | 2 | 2 | 2 |
| Recreation Center | 1/60,000 | 0 | 1 | 1 | 1 | 1 |
| Community Center | 1/30,000 | 2 | 1 | (1) | 2 | (0) |
| Disc Golf | 1/30,000 | 0 | 1 | 1 | 2 | 2 |
| Skate Park | 1/60,000 | 0 | 1 | 1 | 1 | 1 |
| Dog Park | 1/50,000 | 0 | 1 | 1 | 1 | 1 |
| Waynesville | | | 9,637 | | 11,119 | |
| Fields | | | | | | |
| Softball | 1/5,000 | 3 | 2 | (1) | 2 | (1) |
| Baseball | 1/5,000 | 1 | 2 | 1 | 2 | 1 |
| Football | 1/10,000 | 0 | 1 | 1 | 1 | 1 |
| Soccer | 1/5,000 | 2 | 2 | (0) | 2 | 0 |
| Multi-Purpose Fields | 1/20,000 | 1 | 0 | (1) | 1 | (0) |

Table 4.6
Projected Needs Assessment

| Facility | Haywood County 2006 Standards | Existing Facilities | Current Demand Population | Current Need | 2021 Demand Population | Projected Need |
|-----------------------|-------------------------------|---------------------|---------------------------|--------------|------------------------|----------------|
| Courts | | | | | | |
| Basketball Courts | 1/10,000 | 3 | 1 | (2) | 1 | (2) |
| Indoor Basketball | 1/3,000 | 2 | 3 | 1 | 4 | 2 |
| Volleyball | 1/5,000 | 2 | 2 | (0) | 2 | 0 |
| Tennis Courts | 1/4,000 | 6 | 2 | (4) | 3 | (3) |
| Racquet Ball Court | 1/20,000 | 2 | 0 | (2) | 1 | (1) |
| Outdoor Areas | | | | | | |
| Picnic Area | 1/5,000 | 5 | 2 | (3) | 2 | (3) |
| Shelters | 1/5,000 | 6 | 2 | (4) | 2 | (4) |
| Playgrounds | 1/5,000 | 9 | 2 | (7) | 2 | (7) |
| Walking Trails | 1/5,000 | 4 | 2 | (2) | 2 | (2) |
| Horseshoe Pits | 1/5,000 | 2 | 2 | (0) | 2 | 0 |
| Specialized | | | | | | |
| Indoor Swimming Pool | 1/50,000 | 1 | 0 | (1) | 0 | (1) |
| Outdoor Swimming Pool | 1/20,000 | 1 | 0 | (1) | 1 | (0) |
| Recreation Center | 1/60,000 | 1 | 0 | (1) | 0 | (1) |
| Community Center | 1/30,000 | 1 | 0 | (1) | 0 | (1) |
| Splash Pads | 1/20,000 | 0 | 0 | 0 | 0 | 0 |
| Disc Golf | 1/30,000 | 0 | 0 | 0 | 0 | 0 |
| Skate Park | 1/60,000 | 0 | 0 | 0 | 0 | 0 |
| Dog Park | 1/50,000 | 1 | 0 | (1) | 0 | (1) |
| Canton | | | 4,166 | | 4,807 | |
| Fields | | | | | | |
| Softball | 1/5,000 | 2 | 1 | (1) | 1 | (1) |
| Baseball | 1/5,000 | 3 | 1 | (2) | 1 | (2) |
| Football | 1/10,000 | 0 | 0 | 0 | 0 | 0 |
| Soccer | 1/5,000 | 0 | 1 | 1 | 1 | 1 |
| Multi-Purpose Fields | 1/20,000 | 0 | 0 | 0 | 0 | 0 |
| Courts | | | | | | |
| Basketball Courts | 1/10,000 | 1 | 0 | (1) | 0 | (1) |
| Indoor Basketball | 1/3,000 | 1 | 1 | 0 | 2 | 1 |
| Volleyball | 1/5,000 | 0 | 1 | 1 | 1 | 1 |
| Tennis Courts | 1/4,000 | 4 | 1 | (3) | 1 | (3) |
| Racquet Ball Court | 1/20,000 | 0 | 0 | 0 | 0 | 0 |

Table 4.6
Projected Needs Assessment

| Facility | Haywood County 2006 Standards | Existing Facilities | Current Demand Population | Current Need | 2021 Demand Population | Projected Need |
|-----------------------|-------------------------------|---------------------|---------------------------|--------------|------------------------|----------------|
| Outdoor Areas | | | | | | |
| Picnic Area | 1/5,000 | 1 | 1 | (0) | 1 | (0) |
| Shelters | 1/5,000 | 3 | 1 | (2) | 1 | (2) |
| Playgrounds | 1/5,000 | 1 | 1 | (0) | 1 | (0) |
| Walking Trails | 1/5,000 | 1 | 1 | (0) | 1 | (0) |
| Horseshoe Pits | 1/5,000 | 1 | 1 | (0) | 1 | (0) |
| Specialized | | | | | | |
| Indoor Swimming Pool | 1/50,000 | 0 | 0 | 0 | 0 | 0 |
| Outdoor Swimming Pool | 1/20,000 | 1 | 0 | (1) | 0 | (1) |
| Recreation Center | 1/60,000 | 0 | 0 | 0 | 0 | 0 |
| Community Center | 1/30,000 | 1 | 0 | (1) | 0 | (1) |
| Disc Golf | 1/30,000 | 0 | 0 | 0 | 0 | 0 |
| Skate Park | 1/60,000 | 0 | 0 | 0 | 0 | 0 |
| Dog Park | 1/50,000 | 0 | 0 | 0 | 0 | 0 |
| Clyde | | | 1,401 | | 1,616 | |
| Fields | | | | | | |
| Softball | 1/5,000 | 0 | 0 | 0 | 0 | 0 |
| Baseball | 1/5,000 | 0 | 0 | 0 | 0 | 0 |
| Football | 1/10,000 | 0 | 0 | 0 | 0 | 0 |
| Soccer | 1/5,000 | 0 | 0 | 0 | 0 | 0 |
| Multi-Purpose Fields | 1/20,000 | 0 | 0 | 0 | 0 | 0 |
| Courts | | | | | | |
| Basketball Courts | 1/10,000 | 0 | 0 | 0 | 0 | 0 |
| Indoor Basketball | 1/3,000 | 0 | 0 | 0 | 1 | 1 |
| Volleyball | 1/5,000 | 0 | 0 | 0 | 0 | 0 |
| Tennis Courts | 1/4,000 | 0 | 0 | 0 | 0 | 0 |
| Racquet Ball Court | 1/20,000 | 0 | 0 | 0 | 0 | 0 |
| Outdoor Areas | | | | | | |
| Picnic Area | 1/5,000 | 1 | 0 | (1) | 0 | (1) |
| Shelters | 1/5,000 | 1 | 0 | (1) | 0 | (1) |
| Playgrounds | 1/5,000 | 0 | 0 | 0 | 0 | 0 |
| Walking Trails | 1/5,000 | 0 | 0 | 0 | 0 | 0 |
| Horseshoe Pits | 1/5,000 | 0 | 0 | 0 | 0 | 0 |
| Specialized | | | | | | |
| Indoor Swimming Pool | 1/50,000 | 0 | 0 | 0 | 0 | 0 |
| Outdoor Swimming Pool | 1/20,000 | 0 | 0 | 0 | 0 | 0 |
| Recreation Center | 1/60,000 | 0 | 0 | 0 | 0 | 0 |
| Community Center | 1/30,000 | 0 | 0 | 0 | 0 | 0 |
| Splash Pads | 1/20,000 | 0 | 0 | 0 | 0 | 0 |

Table 4.6
Projected Needs Assessment

| Facility | Haywood County 2006 Standards | Existing Facilities | Current Demand Population | Current Need | 2021 Demand Population | Projected Need |
|-----------------------|-------------------------------|---------------------|---------------------------|--------------|------------------------|----------------|
| Disc Golf | 1/30,000 | 0 | 0 | 0 | 0 | 0 |
| Skate Park | 1/60,000 | 0 | 0 | 0 | 0 | 0 |
| Dog Park | 1/50,000 | 0 | 0 | 0 | 0 | 0 |
| Maggie Valley | | | 1,134 | | 1,308 | |
| Fields | | | | | | |
| Softball | 1/5,000 | 0 | 0 | 0 | 0 | 0 |
| Baseball | 1/5,000 | 0 | 0 | 0 | 0 | 0 |
| Football | 1/10,000 | 0 | 0 | 0 | 0 | 0 |
| Soccer | 1/5,000 | 0 | 0 | 0 | 0 | 0 |
| Multi-Purpose Fields | 1/20,000 | 0 | 0 | 0 | 0 | 0 |
| Courts | | | | | | |
| Basketball Courts | 1/10,000 | 1 | 0 | (1) | 0 | (1) |
| Indoor Basketball | 1/3,000 | 0 | 0 | 0 | 0 | 0 |
| Volleyball | 1/5,000 | 0 | 0 | 0 | 0 | 0 |
| Tennis Courts | 1/4,000 | 0 | 0 | 0 | 0 | 0 |
| Racquet Ball Court | 1/20,000 | 0 | 0 | 0 | 0 | 0 |
| Outdoor Areas | | | | | | |
| Picnic Area | 1/5,000 | 1 | 0 | (1) | 0 | (1) |
| Shelters | 1/5,000 | 1 | 0 | (1) | 0 | (1) |
| Playgrounds | 1/5,000 | 1 | 0 | (1) | 0 | (1) |
| Walking Trails | 1/5,000 | 2 | 0 | (2) | 0 | (2) |
| Horseshoe Pits | 1/5,000 | 0 | 0 | 0 | 0 | 0 |
| Specialized | | | | | | |
| Indoor Swimming Pool | 1/50,000 | 0 | 0 | 0 | 0 | 0 |
| Outdoor Swimming Pool | 1/20,000 | 0 | 0 | 0 | 0 | 0 |
| Recreation Center | 1/60,000 | 0 | 0 | 0 | 0 | 0 |
| Community Center | 1/30,000 | 0 | 0 | 0 | 0 | 0 |
| Splash Pads | 1/20,000 | 0 | 0 | 0 | 0 | 0 |
| Disc Golf | 1/30,000 | 0 | 0 | 0 | 0 | 0 |
| Skate Park | 1/60,000 | 0 | 0 | 0 | 0 | 0 |
| Dog Park | 1/50,000 | 0 | 0 | 0 | 0 | 0 |

The number of facilities that are indicated to be in deficit will be used as a guide in developing recommendations for the types of facilities that will be needed in the new parks to erase the deficit in total parkland identified in Section 3.2 of this report. As noted previously, the suggested standard is a minimum target that should be strived for; they are not absolute numbers.

4.5 Prioritization of Needs

The general facility and program needs are prioritized in this section based upon criteria developed with the core team consisting of representatives of the county and the municipalities. The criteria will be used to place priorities on the various new facilities that are needed such that recommendations can be made regarding when, over the 15-year planning horizon, the various activities (land acquisition, upgrade of facilities, design, construction, etc.) should take place. The following is a list of criteria that was developed by the core team.

- Emphasize facilities for youth.
- Serve the broadest population with the least economic impact (i.e., get the most bang for the buck).
- Greenways should be a priority.
- Upgrade current facilities first.
- Develop flood properties in Clyde.
- High participation/demand activities should be a high priority.
- Facilities not in current inventory should be a priority; they should be located in existing parks where possible.
- Consider use of artificial turf fields to lower number of needed additional facilities.
- Light sports fields to increase field availability.
- ADA accessibility upgrades should be a priority.
- Provide for all season use of facilities.
- Commitment of funding for maintenance of new facilities should be a fiscal priority.
- Land acquisition should be a priority in the early years of the planning period.

5.0 RECOMMENDATIONS

5.1 Introduction

The purpose of the study was to objectively review the existing parks and recreation levels of service and facilities offered to those citizens living within incorporated and non-incorporated areas of Haywood County and make recommendations that would enhance the leisure time experiences for present and future residents over the next fifteen years. These recommended improvements have been made for both existing facilities and for the development of new facilities where they are needed.

The recommendations contained in this section are based on a systematic evaluation of existing facilities and the needs assessment process blended with current and future demand for park and recreation facilities, public input, and standards development. The current or projected budgets for parks and recreation programs and facilities in the County or the municipalities have not influenced these recommendations. Therefore it will not be unusual for many to respond that making the recommended improvements is beyond their community's ability to accomplish from a financial standpoint. The more progressive communities realize that nothing is accomplished without change and that if they embrace portions of the plan on a consistent and deliberate schedule that a great deal can in fact be accomplished over time and the improvements being made can have exponential economic and social results in the community.

At the macro level, the goal of each recommendation is to create a park system that emphasizes quality over quantity. This emphasis will hopefully come in the form of progressive, well maintained facilities that are fairly distributed across the County. Making this a reality will require pro-active efforts in continued public input, partnerships between the County and municipalities, as well as other public and private entities, and a committed effort to seek and obtain the necessary funding.

The recommendations contained in this section are goals for which to strive over the planning period through 2021. The prioritization of these recommendations, based upon the priorities established in the needs assessment process, is set forth in *Section 6, Implementation*.

This section contains general recommendations that deal with system-wide issues, specific recommendations for specific facilities and facility types, and recommendations that deal with organizational, operational and maintenance issues.

5.2 General Recommendations

Recommendation #1: Facility and Program Accessibility

Every park and recreation facility across the County should respect and facilitate the needs of the disabled through facility design and programming. All new facilities should be designed to meet current Americans with Disability Act (ADA) regulations. Priority should be given to upgrading existing facilities that are recommended to remain to bring them into compliance with current ADA regulations. Although this study has identified non-compliance in general terms, a more detailed ADA accessibility survey/study is recommended to identify specific actions needed to remove barriers at indoor and outdoor facilities and to make each and every recreation facility across the County accessible. The accessibility study should be done by a person or firm that is intimately familiar with ADA regulations. Funding sources should be identified and a schedule established for accomplishing this important task.

All programs in the County and individual municipalities should include people with disabilities (inclusion). Each community should identify or employ a certified person experienced in inclusion to oversee ADA issues and ensure program adaptability and/or total inclusion. Programming for disabled persons should be developed, particularly at the Waynesville Recreation Center.

Recommendation #2: Design and Daily Maintenance

The facilities in the County should be inviting places for residents of the County and visitors alike. Priority should be given to improving the design of facilities such that they are architecturally and functionally progressive. Daily maintenance practices should be improved to achieve cleanliness and longevity of the facilities. Master plans should be completed for any park improvement or new facility prior to final budgeting and commencement of detailed design of any individual component. This will make the phasing and development of the park go more smoothly and result in a higher quality product. The master plans should be completed by a design consultant team led by a landscape architect that has significant experience in the design and construction administration of park and recreation projects.

Recommendation #3: Greenways

Walking and biking are two highly sought after activities based on national and State studies. The community survey also demonstrated the local demand for these facilities with 80% of the respondents favoring development of greenways. Although this study includes specific recommendations with regard to parts of a greenway system, a comprehensive greenways master plan should be developed for Haywood County that identifies a phased approach for the development of a connected greenway system across the County. As was done with this effort, the

County and the municipalities jointly fund the study. For the purposes of this study, costs are proposed to be shared based upon the percentage of each entity's population of the total County 2021 population. Some work has been done on suggested routes for greenways in the County and further suggestions were gathered during the public meeting with the greenways group. Figure 5.1 displays existing greenway routes, suggested routes and the one proposed in recommendation later in this section connecting Canton and Clyde.

Recommendation #4: Bike Lanes

Given the cost of fuel, air quality concerns and the need to increase the health and fitness of the population, a planned network of bike trails, bike lanes and shared roadways should be developed to support alternative transportation to recreation facilities and travel within the County. Any future roadway construction project in the County should include provisions to accommodate pedestrian and bicycle travel. This network should connect existing and future park and recreation facilities and greenways. Bike racks (sheltered ones at schools and other high potential use areas) should be installed at all publicly owned facilities across the County.

Recommendation #5: Partnerships

There should be an increased emphasis on partnering among the various public, private and non-profit organizations to deliver more efficient recreation programs and services. As a result of the early recommendations of this study, a joint use agreement has been put in place between Haywood County Recreation & Parks and the school board. These two organizations should actively work together to facilitate joint use and the long term maintenance and safety of these facilities. This study did not include the privately owned recreation facilities such as those at the Elks Lodge Park in Waynesville as part of the inventory of public recreation facilities due to the potential for these parks to be sold, converted to some other use or otherwise become un-available for public recreation purposes. Where public recreation activities occur or are contemplated at such privately owned facilities, long term agreements should be negotiated that ensure the facilities will indeed be available for public use. Such an agreement should potentially be considered for the facilities at Lake Junaluska (which were likewise excluded from the inventory); 55.7% of the respondents to the survey indicated that they had used Lake Junaluska facilities in the previous twelve months.

Partnerships with private sector organizations and businesses should be pursued as a means of securing donations, joint-use agreements, access through private lands and funding for park and recreation systems. In addition, where private providers exist, create partnerships with them for services or facilities that cannot be provided by the parks and recreation departments.

Recommendation #6: Approach to Recreation

The programming and facilities in the County that should be expanded include progressive and diverse facility types and programs. A broader concept of recreation beyond the current emphasis on active sports facilities, playgrounds, recreation and community centers should be developed. New facilities should add recreational diversity offered by passive recreation including skateboard parks, disc golf, spray pads, ultimate Frisbee fields, adventure programming and other recreation complexes that offer multiple recreation opportunities for a wide variety of users.

Recommendation #7: Sports Complexes

When fully developed, the International Paper Complex in Canton will be the first true sports complex in the County. Given the accessibility from Interstate 40, attraction of the natural environment, favorable climate, and availability of such nearby tourism attractions as the Great Smoky Mountains National Park, Blue Ridge Parkway and Pisgah National Forest, Haywood County could be a prime tournament sport destination. This, coupled with the public input that suggested such facilities, it is recommended that top quality tournament sport complexes be developed to attract regional and national tournaments and serve the local demand for these facilities. Such facilities would be an excellent addition to the County's current tourism marketing efforts. Once the complexes are in place, an existing or new organization should be charged with the responsibility for marketing and promoting the complexes and conducting the events in association with the applicable park and recreation department to draw major tournament events to the County. Given the scarcity and expense of land within the municipalities and the fact that sports league participants are comfortable driving some distance to facilities, Haywood County Recreation & Parks should be primarily responsible for developing these facilities. More details on this recommendation can be found in the Specific Recommendations in this Section.

Recommendation #8: Seniors

As the Section on demographics clearly states, population over age 60 is projected to increase by 37.2% to 20,293 by 2020, representing almost 1/3 of the County's population. Recreation programming and park facilities that serve seniors is lacking across the County. New programming and facilities for seniors should be planned at existing and proposed facilities within the County to meet this growing demand.

Recommendation #9: Consolidation of Dispersed Facilities

It is recommended that future park and recreation facilities, particularly in the County, be primarily Community Parks and Sports Complexes that contain a range of recreation opportunities in one location. The use of dispersed, small parks with

one or two athletic fields is not an efficient way to conduct programming and/or operate a facility. Although the athletic fields at existing school sites are considered part of the recreation asset inventory, the use of these dispersed fields for league games presents operational and maintenance inefficiencies and limits the ability to provide high quality, fully adequate, well rounded facilities. It is therefore recommended that league play at the school sites (with the exception of football) be moved to the upgraded and new facilities described in Section 5.3 and 5.4.

5.3 Specific Existing Park and Recreation Facility Recommendations

This section contains recommendations for upgrades, renovations and improvements at existing facilities and sites across the County. The recommendations are based on the findings of the general qualitative condition assessment, public input and the general goals expressed in the previous section. While the general recommendations are system wide across the County in nature, these recommendations are specific to the relevant park site or facility.

At the end of the text for each community, a summary of the estimated costs for the improvements is provided. Spreadsheets that contain a more detailed breakdown of the estimated costs can be found in **Appendix C**. The reader should be aware that if any cost for individual items in the estimates is broken out of the overall estimate other than that shown as the *Project Total* costs for any purpose, they should be multiplied by the factor of 1.47 in order to account for the General Contractor general conditions, overhead and profit, contingency, design fees, etc., that are applied at the end of each spreadsheet. The estimated costs should be viewed as initial budget estimates only. They are based upon limited information regarding existing conditions. The estimates are in 2006 dollars without escalation; if they are to be used in the future for budgetary purposes, an inflation factor should be applied.

If there are no upgrades or modifications at a particular facility or site, that facility or site is not included in the discussion.

Haywood County

Given that there are few facilities in the County, the recommendations for existing facilities are limited. In addition, Allens Creek Park is a very nice, new park that meets current ADA regulations, therefore no improvements are needed.

Fines Creek Community Center

It is recommended that the playground be replaced and a new playground surface added to meet current safety regulations.



ADA site improvements are also recommended. A new ½ mile walking trail should be built at the center to provide passive recreation opportunities at this under-served area of the County. Also recommended is re-grading and grassing of the area behind the center to serve as a multi-purpose field.

Cruso Community Center

A ¼ mile, 8' wide asphalt walking trail is proposed in this under-served portion of the County.

Haywood County Summary of Costs

The summary of projected costs for improvements as outlined above is as follows:

| Table 5.1 Haywood County Summary of Costs | |
|--|------------------|
| Facility | Cost |
| Fines Creek Community Center | \$229,482 |
| Cruso Community Center | \$ 52,338 |
| Total | \$281,820 |


Waynesville

Vance Street Park

The Waynesville Recreation Center is included as a facility at the Vance Street Park and there are two specific recommendations. In

addition, a new 1,700 square foot addition is proposed for the recreation center to house the weight room. This addition is needed so the existing weights in what was originally the aerobics room

can be relocated. There is an increased demand for aerobics and group fitness classes and currently there isn't space for these activities.




Existing softball field at Vance Street Park

With respect to the existing softball field and restroom, a complete renovation of this area is proposed in order to transform it into a first class facility. This renovation would include the replacement of the field fencing with black vinyl coated fencing, replacing the dugouts, infield, scorer's tower and restroom (with concessions) and adding irrigation to the field. It would also include construction of a new entrance

drive, handicapped parking area, and bollard and chain barrier along the road to prevent cars from parking between the road and the field.


Waynesville Rec Park

The current locations of facilities at this park are not conducive to safe and efficient park operations. There is not enough parking at the T-ball field, there is no restroom serving the field and the field is sub-standard. The existing restrooms at the old pool building are in poor condition and the parking area is not well defined. The existing horse ring is not in good

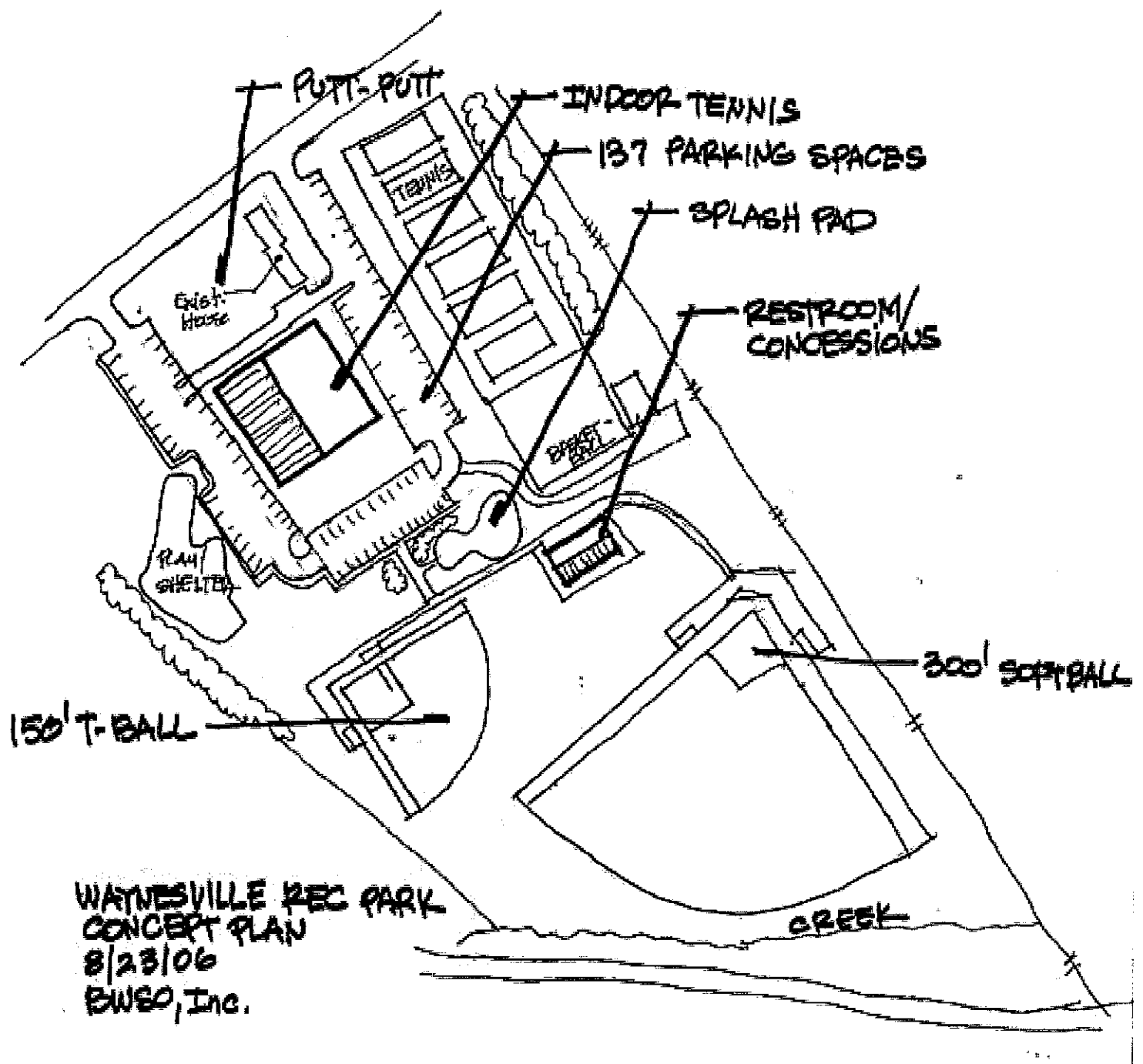


condition and is almost never used. In general, the park land is not being used efficiently. Therefore, a major renovation of this park is proposed. Proposed renovations include demolition of the old pool building, re-orientation and reconstruction of the T-ball and softball fields, construction of a new restroom and concession building, improvements to the existing maintenance office, adding to the parking lot to accommodate 137 spaces, and a new putt-putt golf course and spray pad. This park renovation will open up enough space for a future privately developed indoor tennis facility with two courts. A new skate park is proposed at the location of the horse ring along with a parking area and restroom. A concept plan for these improvements can be seen in Figure 5.2.

Dutch Fisher Park




The improvements at this park include the construction of a 60-space parking lot. The land for this lot will either have to be purchased or leased. Other improvements include new dugouts, walks and plazas to bring the park into ADA compliance, and installation of a new playground surface to meet current safety standards.



Haywood County
Waynesville Rec Park
Concept Plan for Improvements
Figure 5.2

East Street Park



At this park, a new 20-space parking lot is proposed along with new walkways to make the park ADA accessible. A small uni-sex restroom is proposed along with site work and landscaping to deal with erosion. The playground is proposed to be replaced with accessible equipment and a rubberized surface to allow for handicapped use of the playground.

Sulphur Springs Park

This park has historical significance and therefore should be made more accessible and inviting. A 10-space parking lot, walkways, interpretive signage and improvements to the existing gazebo are proposed.

Waynesville CIP

The Waynesville Department has a Capital Improvements Plan (CIP) for the years 2006-2011. Not including the \$370,850 that is budgeted to subsidize the programming, operations and maintenance of the recreation center, there is a total of \$1,834,950 budgeted through 2011. A copy of the CIP can be found in Appendix D. Of that total, Table 5.2 shows the amounts budgeted in the CIP that are also recommended in this section. The amount included for the in-line hockey rink in the list below has been re-allocated towards a skate park due to the demand for such a facility during the public input process.

| Table 5.2 | | |
|--|-------------|-----------------|
| Waynesville Capital Improvements Plan (CIP) | | |
| Facility | Cost | Totals |
| <i>Vance Street Park</i> | | |
| Restroom/storage remodel | \$10,000 | |
| Pave parking lot | \$10,000 | |
| Subtotal | | \$20,000 |
| <i>Waynesville Recreation Park</i> | | |
| Remodel bathrooms - picnic | \$30,000 | |
| Bath house | \$46,000 | |
| Press box and dugouts | \$10,000 | |
| Replace backstop and fence | \$25,000 | |
| Replace lights and poles - pool field | \$125,000 | |
| In-line hockey rink (skate park) | \$100,000 | |

| Table 5.2 Waynesville Capital Improvements Plan (CIP) | | |
|--|------------------|--------------------|
| Facility | Cost | Totals |
| Irrigation system | \$2,200 | |
| Disc golf course | \$15,000 | |
| Subtotal | \$353,200 | \$353,200 |
| <i>Recreation Center</i> | | |
| Outdoor pool | \$1,000,000 | \$1,000,000 |
| Total | | \$1,373,200 |

The balance of the CIP budgeted amount not including items included in these recommendations is \$461,750. This amount is included in the summary of costs below as a separate line item. Most of these funds are for major maintenance items (re-surface gym floor, etc.) and replacement of equipment and vehicles, with one exception. There is a \$60,000 item for the addition of a multi-purpose room on the pool side of the recreation center.

Waynesville Summary of Costs

The summary of projected costs for the improvements as outlined above is as follows:

| Table 5.3 Waynesville Summary of Costs | |
|---|--------------------|
| Facility | Cost |
| Vance Street Park | \$2,927,707 |
| Waynesville Recreation Park | \$2,742,511 |
| Dutch Fisher Park | \$183,787 |
| East Street Park | \$151,753 |
| Sulphur Springs Park | \$31,974 |
| Balance of CIP items | \$461,750 |
| Total | \$6,499,483 |

Canton

Canton Recreation Park

Recommended improvements to the Canton Recreation Park include ADA modifications and other renovations to the existing pool and building, the addition of ADA walkways to make facilities accessible, upgrade of the playground surface to comply with safety regulations, re-building the horseshoe pits and the addition of a skate park on one of the newly acquired flood parcels.

International Paper Complex

Improvements recommended for this complex are the completion of the facility as outlined in the master plan. This includes lighting the three existing baseball/softball fields and paving the existing parking lot. It also includes a 200' baseball field, a 300' softball/baseball field and a 350' baseball field, three soccer fields, parking, concessions/restrooms, associated utilities,



site lighting, mass grading and other related site construction activities. Because the new fields at this complex are counted on to defer the deficit in such facilities in Haywood County, the County should participate in the funding of these improvements.

Sorrells Street

The development of this downtown park on a currently vacant property is recommended. It is recommended that the park include a playground, passive uses and gathering spaces.

Canton Summary of Costs

Following are the summary of costs for improvements described above:

| Table 5.4 Canton Summary of Costs | |
|--|--------------------|
| Facility | Cost |
| Canton Rec Park | \$546,194 |
| International Paper | \$3,338,205 |
| Sorrells Street | \$369,050 |
| Total | \$4,253,449 |


Clyde

Town of Clyde Park

ADA improvements (walks, ramps, bathroom modifications, etc.) are recommended at this park along with general minor improvements such as adding horseshoes, additional site furnishings, etc.

Downtown Park

The development of the downtown mini-park is proposed. The park would include a restroom, playground, benches, trash receptacles and landscaping.



Clyde Summary of Costs

The estimated costs for these improvements are shown below.

| Table 5.5 Clyde Summary of Costs | |
|---|------------------|
| Facility | Cost |
| Town of Clyde Park | \$110,715 |
| Downtown Mini Park | \$264,328 |
| Total | \$375,043 |

Maggie Valley

Festival Grounds



There was significant public support for improvements to this facility. Improvements that are proposed include a ½ mile 8' wide asphalt trail, a picnic pavilion with restrooms, picnic sites, benches, trash receptacles and landscaping.

Falls Park

This park is such a wonderful resource yet it is currently under-developed and inaccessible. Improvements proposed include replacement of the series of steps and landings to get up to the falls, a small parking area and signage identifying and providing directions to the park.

Maggie Valley Summary of Costs

The estimated costs for these improvements are shown below.

| Table 5.6 Maggie Valley Summary of Costs | |
|---|------------------|
| Facility | Cost |
| Maggie Festival Grounds | \$487,884 |
| Falls Park | \$59,786 |
| Total | \$547,670 |

Summary of Costs County-Wide

The following table provides a summary of the proposed improvements at existing facilities across the County.

| Table 5.7 Summary of Costs County-wide | |
|---|---------------------|
| Area | Cost |
| Haywood County | \$281,820 |
| Waynesville | \$6,499,483 |
| Canton | \$4,253,449 |
| Clyde | \$375,043 |
| Maggie | \$547,670 |
| Total | \$11,957,466 |

Of these improvements, the most significant are at Vance Street Park (including the recreation center) and the Rec Park in Waynesville, as well as completion of the International Paper Complex in Canton. The bulk of the improvements in Waynesville consist of existing facilities upgrades and the addition of new facilities that are in keeping with the goals of General Recommendation #6 which deals with providing a broader range of programs and facilities in the County.

Given the large amount of capital funds required to make the recommended improvements, they will have to be prioritized based upon the criteria contained in *Section 4 3, Prioritization of Needs*. This prioritization will be evidenced in *Section 6, Implementation*.

5.4 Recommendations for New Parks and Facilities

The recommendations for new parks and facilities included in this section are based on the deficiencies in total acreage of parkland and the various facility types identified in the needs assessment process. As aforementioned, the needs assessment was developed based on the blend of a number of factors. As with the recommendations for upgrades and improvements at existing parks, the current or projected budgets for parks and recreation programs and facilities in the County or the municipalities have not influenced these recommendations. Therefore, the recommendations contained herein may be beyond the County's collective financial ability to accomplish, given other fiscal and political priorities. These recommendations do, however, present a systematic path forward with respect to the development of a quality recreation and park system for the County and municipalities to meet the needs of current and future residents.

The costs shown in this section should be viewed as preliminary budgets only. The costs are not based on site specific conditions and are general in nature with respect to the types and scale of recommended facilities. Master plans and more detailed budgets should be developed for each recommendation prior to final budgeting and implementation.

The recommendations in this Section are organized by the County and the four municipalities (joint recommendations may be made in one or the other). The detailed spreadsheets that contain the estimated costs for each recommended project can be found in Appendix E.

Haywood County

As noted in Section 1, Haywood County Recreation & Parks Department was only re-constituted in 2000. Therefore, the County lags severely behind the municipalities in the amount of parkland, number of facilities, and in some cases programs. The department has done an excellent job, however in its relatively short existence in reviving their programs and getting Allens Creek Park constructed and operational.

Based upon the suggested parkland acreage to population standard, the unincorporated area of Haywood County has a deficit of 211 acres of parkland today and will have a deficit of 251 acres by 2021. Due to surpluses of parkland in Canton, and to some extent in Maggie Valley, the total deficit across the County is 181 acres today and will be 236 acres in 2021. Most of the surplus in Canton is the International Paper Complex. Given the nature and size of this complex, it will serve County residents, as well as those in Canton. Therefore, the surplus of parkland in Canton will be applied to the Haywood County deficit. Thus, the County will be considered to have a current deficit of 211 acres less the 33-acre surplus in Canton for a total deficit of 178 acres. In 2021, the deficit will be 251 acres less the 29-acre surplus for Canton resulting in a total deficit of 222 acres in 2021.

Given the fact that a joint use agreement for the use of school properties has been put in place, the school sites across the County can be counted on to satisfy at least some portion of the deficit in parkland. To reinforce the importance of the school sites as recreation assets, a recommendation is made in Section 5.5 with respect to providing site specific community school program directors to maximize the availability and usefulness of the school sites for recreation. Given that the schools are located in neighborhoods across the County, for the purposes of this analysis the school sites will be considered to meet the deficit in parkland for mini parks and neighborhood parks. The total deficit for these two park classifications is 40 acres currently and it will be 60 acres in 2021.

The athletic fields located at the schools should continue to serve a recreational need, however due to the general recommendation contained in the previous section regarding consolidation of dispersed facilities they should be used as practice facilities and for pick-up games only.

Thus, the total deficit currently is considered to be 138 acres (178 less 40) and is projected to be 162 acres (222 less 60) in 2021.

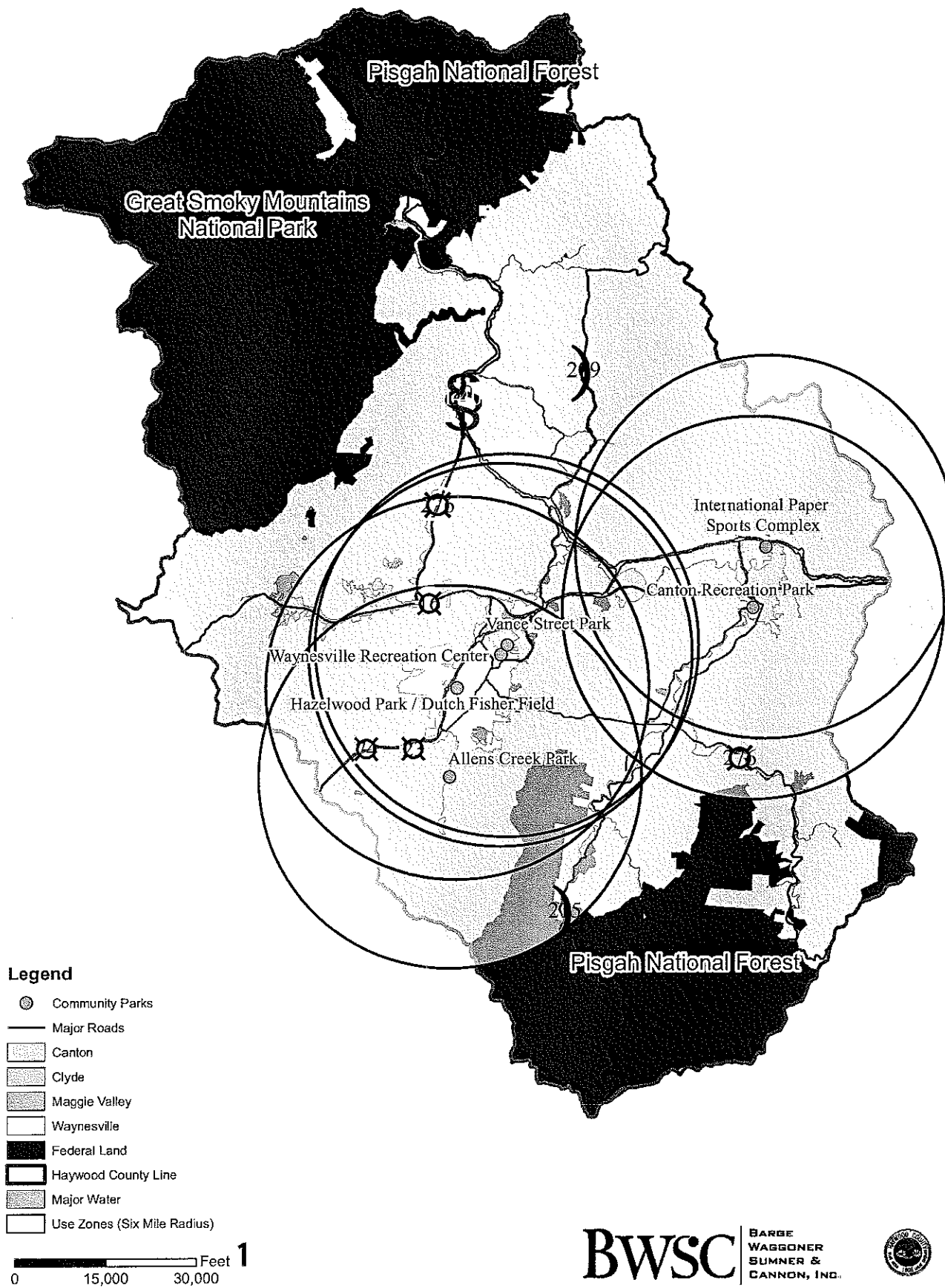
Based upon the analysis of acreage by park classification, the largest deficit in land is for Sports Complexes (112 acres currently and 156 acres in 2021).

With respect to distribution of recreation facilities across the County, typically a recommended level of service distance surrounding each park is developed in order to determine the acceptable distance that residents have to travel to reach a park. Typically in a more urban setting it is desirable to have parks within walking distance of more dense neighborhoods. However given the more rural nature of Haywood County, this is not practical or advisable at this point. The survey asked questions with respect this issue and it appears from the data that residents are most comfortable in traveling 6-10 miles by car to reach a park. Figure 5.3 displays a 6 mile radius around the community parks in the County. As the figure shows, the northern and southern portions of the County are underserved in this respect.

It is with this background that the following recommendations are made.

Recommendation #1: Acquire land and develop two Sports Complexes

It is recommended that two sports complexes be developed in the County. The recommended locations are in the Jonathan Valley and the Pigeon River valley between Bethel and Canton. The Jonathan Valley location would be a very attractive tournament site due to its proximity to I-40 and lodging, restaurants and shopping in Maggie Valley. These two locations provide good geographic distribution of the parks in the western and eastern portions of the County. These locations also



BWSC | BARGE WAGGONER SUMNER & CANNON, INC.



**Haywood County
Comprehensive Park & Recreation
Master Plan**

**Haywood County
Parks & Rec Use Zones
Figure 5.3**

provide park and recreation facilities near the most under-served parts of the County including Fines Creek and Cruso.

These complexes should be a minimum of 40 acres in size and should total 120 acres between the two complexes. The Jonathan Valley complex should be the larger of the two. They should contain a total of 14 softball/baseball fields. Six of the fields should be 200' fields and two should be 350'. The balance can be 300' fields that can be used for softball and youth baseball. They should also include at least two multi-purpose fields at each complex that can be used for soccer, football, lacrosse, and open play. The multi-purpose fields should have artificial surfaces. All the fields should be lit.

The parks should also include sand volleyball, splash pads, picnic shelter(s) and sites, walking trails, playgrounds, and horseshoe pits. One of the parks should have a disc golf course. As acreage will allow, the sites should contain open play areas, as well as land that is left in open space.

Recommendation #2: Develop Flood Properties in Clyde

The flood properties in Clyde should be developed primarily to serve passive recreation needs, however at least two soccer fields should be included at this location. Trails, picnic areas, open play space, a disc golf course, playground, and a dog park should be developed at this site. A total of 29.5 acres in 65 parcels were included in the original Federal and State buyout program. Most of these parcels are scattered along the Pigeon River. Thus, it is recommended that an additional 3.6 acres in 7 parcels be purchased to create larger contiguous areas for recreational development. The following is a list of the additional parcels recommended for purchase.

| PIN | Address | Acreage |
|---------------------|--------------------------|---------------|
| 8637-82-1587 | 50 JOYCE ST | 0.3100 |
| 8637-72-1305 | 17 MULBERRY ST | 0.4930 |
| 8637-52-2571 | 3035 BROAD ST | 0.3000 |
| 8637-72-4323 | 119 SPRUCE ST | 0.2400 |
| 8637-72-9522 | JOYCE ST | 1.4400 |
| 8637-72-5443 | RIVERSIDE ST (SPRUCE ST) | 0.5800 |
| 8637-42-0462 | BROAD ST | 0.2000 |
| Parcel Total | | 3.5630 |

The parcels along Joyce Street will be necessary in order to develop two soccer fields along the river. 17 Mulberry Street would create a larger area for a playground and picnic shelters. The Spruce Street parcels will provide land for greenway connections and the possibility to expand a third soccer field. 3035 Broad Street will provide a connection between two properties on the buyout list that are adjacent to

Central Haywood High School. This area could then be developed into an educational area with a constructed wetland, picnic shelters and a canoe launch. The other Broad Street property would be utilized for the greenway trail. If Clyde is able to obtain these proposed properties, it will allow for some possible road closures along Joyce Street and Spruce Street that will also add to the park acreage.

As the buyout program continues, some of the designated parcels may be dropped from the final list and the recommended additional properties may not be available for purchase. This will create smaller, scattered parks throughout the area. If Clyde is unable to acquire the properties along the Pigeon River, it is recommended that they obtain easements to develop a greenway trail system that will connect Clyde and Canton as described in Recommendation #5.

Recommendation #3: Develop a Senior Center

It is recommended that the Mountain Area Resource Center building be developed as a senior center once the County's need for flex space in the building is over. There is a severe lack of space for senior activities and programs and the demand for such will increase over the planning period due to the increase the over 60 population. It is recommended that the new center include a senior meals program to provide a service that would be eliminated due to the recommended closure of the Old Armory community center in Waynesville (see Waynesville recommendations below).

Recommendation #4: Acquire Land and Develop a Community Park and Pool

It is recommended that the County acquire land and develop an outdoor pool and community park. The park should be located either in the north or south central portions of the county. The outdoor pool should include a water play component. Other park features should include at least two tennis courts, sand volleyball, and a playground. The park should be 10-20 acres in size.

Recommendation #5: Develop a Greenway between Canton and Clyde

An excellent opportunity exists for the development of a four-mile greenway in this location due to the flood properties. It is recommended that the County work with Canton and Clyde to jointly fund and develop this greenway. Given the length of the trail, it will likely have to be developed in two or three phases. As stated in the General Recommendations, the municipalities and the County should jointly fund a countywide greenways master plan to guide and prioritize developments of an interconnected greenways system across the County. The cost shown below is Haywood County's 1/3 share of the total estimated cost of development of the trail.


The following table shows the preliminary budget figures to support the recommendations made herein. The detailed estimates that these costs were derived from can be found in **Appendix E**.

| Table 5.8 Haywood County New Park and Facility Budgets | |
|---|---------------------|
| Land Acquisition | |
| Jonathan Valley Sports Complex | \$1,200,000 |
| Bethel/Canton Sports Complex | \$600,000 |
| Additional Clyde flood properties | \$76,673 |
| Community Park with pool | \$400,000 |
| Total | \$2,276,673 |
| Planning | |
| County-wide greenways master plan | \$53,550 |
| ADA study | \$5,000 |
| Clyde flood properties master plan | \$22,500 |
| Total | \$81,050 |
| New Parks and Facilities | |
| Jonathan Valley Complex | \$7,761,446 |
| Bethel Complex | \$7,062,761 |
| Clyde Flood Properties | \$2,214,300 |
| MARC Senior Center | \$738,100 |
| Community Park and Pool | \$2,780,157 |
| Canton-Clyde Greenway | \$767,255 |
| Total | \$21,324,019 |

Waynesville

Based upon current population, Waynesville has a deficit of seven acres of parkland. The deficit in 2021 is projected to be 16 acres. The analysis of acreage by park classification indicates that the greatest deficit is in sports complexes. This analysis also indicates a surplus in community wide parkland. As mentioned earlier, the overall strategy for the County is for the County to shoulder the burden for the provision of sports complexes. Therefore, the recommended focus for Waynesville with respect to new facilities is the development of neighborhood parks.

Recommendation #1: Develop a Neighborhood Park at Old Hazelwood Elementary




This site, comprised of 11 acres, currently has a senior league baseball field that is also used for football practice. As the County develops the sports complexes, facilities for baseball and football will be available at those locations for these activities. Given the location in a rather densely populated area, this is a good location for a neighborhood

park. Elements that could be included in the park are a walking trail, a major pavilion/shelter along with smaller ones, picnic sites, sand volleyball, a splashpad, open play areas and a multi-purpose field. Ownership of the property would have to be transferred to the City of Waynesville from the County or a long term lease agreement put in place such that the park can be developed. It is recommended that a master plan be developed to guide the planning, phasing and budgeting of this park. The master plan should be funded and completed once the County commits to one of the two recommended sports complexes.

Recommendation #2: Close the Old Armory Recreation Center

As the County develops a senior center at the Mountain Area Resource Center building, the senior activities and meals program can be transferred to this new facility. Since the Waynesville Recreation Center has the space and staff to conduct the other programming and activities that take place at the Armory, keeping this facility would be a



duplication of services. The Old Armory should be used for other City purposes or sold and the proceeds used to fund other park and recreation improvements.

Recommendation #3: Acquire the Able and Schulhofer Properties for Future Development

These two parcels of land lie adjacent to Vance Street and Waynesville Rec parks. These two tracts totaling 23 acres tract should be acquired primarily for the future expansion of these two parks and for other City purposes as necessary. The availability of these two parcels adjacent to the existing parks makes this acquisition a prudent long term decision.

Recommendation #4: Improvements at Existing Parks

Section 5.3 contains recommendations for improvements and new facilities to be located at existing parks in Waynesville. The most notable new facilities included in the recommendations are a new outdoor pool, a 1,700 square foot building addition at the recreation center, and the addition of a skate park and splash pad at the Rec Park. These new facilities, along with other qualitative improvements, are meant to make the parks operate more safely and efficiently and bring them up to today's design standards. These improvements should be made as capital funds are available.

The following table shows the preliminary budget figures to support the recommendations made herein. The detailed spreadsheets supporting the budgets shown below can be found in Appendix E. Please note that the budgets for improvements at the existing parks and facilities are contained in Section 5.3.

| Table 5.9 | |
|--|--------------------|
| Waynesville New Park and Facility Budgets | |
| Land Acquisition | |
| Acquire Able and Schulhofer Properties | \$935,000 |
| Planning | |
| County-wide greenways master plan | \$12,675 |
| ADA study | \$10,000 |
| Old Haywood School property master plan | \$25,000 |
| Total | \$47,675 |
| New Parks and Facilities | |
| Old Hazelwood Park | \$1,016,836 |

Canton

No acquisition of land for new facilities is recommended in Canton as the town has a significant surplus of parkland based on current and projected population. Improvements are recommended in Section 5.3 at existing parks, the most significant of which are the completion of the International Paper Complex.

Recommendation #1: Complete the International Paper Complex

As set forth in Section 5.3, it is recommended that this park be completed as set forth in the master plan for the park. It is further recommended that design changes be made as additional sports fields are added to upgrade the fencing, field construction methods, circulation system and overall aesthetic appeal of the facility. The County should participate in funding the completion of the complex as the new fields are needed to meet the deficit for the fields in the County.

Recommendation #2: Develop a Four Mile Greenway between Canton and Clyde

It is recommended that the City work with the County and Clyde to jointly develop this greenway, capitalizing on the availability of the flood properties. The new greenway should tie into the existing greenway in Canton. The costs shown for this are split equally between Canton, Clyde and Haywood County. As stated in the General Recommendations, the municipalities and the County should jointly fund a countywide greenways master plan to guide and prioritize developments of an interconnected greenways system across the County.

The following table shows the preliminary budget figures to support the recommendations made herein. Detailed spreadsheets that support the budgets shown below can be found in Appendix E. Please note that the budgets for improvements at the existing parks and facilities (including the International Paper Complex) are contained in Section 5.3.

| Table 5.10 Canton New Park and Facility Budgets | |
|--|------------------|
| Land Acquisition | |
| None | |
| Planning | |
| County-wide greenways master plan | \$5,475 |
| ADA study | \$5,000 |
| Total | \$10,475 |
| New Parks and Facilities | |
| Canton-Clyde Greenway | \$767,255 |

Clyde

Clyde currently has a deficit of 8 acres of parkland and is projected to have a deficit of 9 acres in 2021. This entire deficit is proposed to be made up through the development of the flood properties in Clyde.

Recommendation #1: Develop Flood Properties in Clyde

In conjunction with the County, develop the flood properties (for a more detailed description of the proposed improvements see Recommendation #2 above for Haywood County). The development of these properties should be done in conjunction with the County from a funding, maintenance and programming standpoint. Given that the subject properties are not contiguous and in fact are quite fractured, it is recommended that an overall master plan for the development of these properties be developed. This master plan should be jointly funded by the Town and the County. Such a detailed master plan is beyond the scope of this study.

Recommendation #2: Make Improvements at Existing Park Sites

Section 5.3 contains specific recommendations for improvements at the Town of Clyde Park and the new mini park downtown. A park master plan should be completed prior for the new mini-park.

The following table shows the preliminary budget figures to support the recommendations made herein. The detailed spreadsheets supporting these budgets can be found in Appendix E. Please note that the budgets for improvements at the existing parks and facilities are contained in Section 5.3.

| Table 5.11 Clyde New Park and Facility Budgets | |
|---|--------------------|
| Land Acquisition | |
| Additional Clyde flood properties | \$25,558 |
| Planning | |
| County-wide greenways master plan | \$1,875 |
| ADA study | \$2,500 |
| Clyde flood properties master plan | \$7,500 |
| Total | \$11,875 |
| New Parks and Facilities | |
| Clyde Flood Properties | \$738,100 |
| Canton-Clyde Greenway | \$767,255 |
| Total | \$1,505,355 |

Maggie Valley

Recommendation #1: Make Improvements at Existing Park Sites

There are no new parks per se proposed for Maggie Valley. It is recommended that the improvements outlined in Section 5.3 at the Festival Grounds and Falls Park be made. The recommendation under Haywood County for a new sports complex in the Jonathan Valley area would add significantly to the availability of recreation facilities given the proximity of the valley to Maggie.

The following are budgets for planning for Maggie Valley.

| Table 5.12 | |
|--|----------------|
| Maggie Valley New Park and Facility Budgets | |
| Planning | |
| County-wide greenways master plan | \$1,500 |
| ADA study | \$2,500 |
| Total | \$4,000 |

The following table provides a summary of all budgets for improvements, land acquisition, planning and new parks and facilities.

| Table 5.13 | | |
|-------------------------|---------------------|---------------------|
| Budget Summary | | |
| Improvements | | |
| Haywood County | \$281,820 | |
| Waynesville | \$6,499,483 | |
| Canton | \$4,253,449 | |
| Clyde | \$375,043 | |
| Maggie | \$547,670 | |
| Total | \$11,957,466 | \$11,957,466 |
| Land Acquisition | | |
| Haywood County | \$2,276,673 | |
| Waynesville | \$935,000 | |
| Clyde | \$25,558 | |
| Total | \$3,237,230 | \$3,237,230 |
| Planning | | |
| Haywood County | \$81,050 | |
| Waynesville | \$47,675 | |

| | | |
|---------------------------------|---------------------|---------------------|
| Canton | \$10,475 | |
| Clyde | \$11,875 | |
| Maggie | \$4,000 | |
| Total | \$155,075 | \$155,075 |
| New Parks and Facilities | | |
| Haywood County | \$21,324,019 | |
| Waynesville | \$1,016,836 | |
| Canton | \$767,255 | |
| Clyde | \$1,505,355 | |
| Total | \$24,613,465 | \$24,613,465 |
| | | |
| Total Funding Necessary | | \$39,963,236 |

5.5 Organizational, Operational and Programming Recommendations

THIS SECTION IS NOT COMPLETE

Recommendation #1: Maintenance

With the exception of the Waynesville Recreation Center, Allens Creek Park, and the International Paper Complex (the three newest facilities), the level of maintenance of existing facilities is not up to the level of a first class park and recreation program. There are clearly a large number of deferred maintenance items at most every park in the County. This study found that County spending on maintenance amounts to \$21,779. Immediate priority should be given to the performance of deferred maintenance needs of all facilities across the County. All facilities, particularly playgrounds, should be upgraded to meet current safety standards. The County, Waynesville and Canton should develop a maintenance management program to plan, budget for, monitor and assess maintenance operations such as crew management, efficiency, maintenance needs, costs and scheduling. This study is recommending certain physical enhancements to existing parks and facilities and the cost of maintenance estimates takes into consideration the lack of ongoing maintenance being made and what will be required if facilities are brought up to standard.

Consideration should be given to using a contract maintenance program, especially for distant locations where travel time is excessive or frequency does not warrant.

Recommendation #2: Clyde and Maggie Valley

The populations of Clyde and Maggie Valley are too small to efficiently support the development of a park and recreation department. Therefore, it is recommended that the County Recreation & Parks Department develop an agreement with these communities to assist with development, operations and maintenance of programs and facilities in these Towns. Ownership, funding mechanisms, facility availability, and maintenance agreements should all be addressed in these agreements.

Recommendation #3: Community Schools Program Directors

In areas of the County where school sites are the primary locations of recreation facilities, a new staff person at the school should serve as a community schools program director to assist in making facilities available and developing programming at the school sites. This would include the use of indoor and outdoor facilities for active and passive recreation and conducting programs, including those for seniors. This should be considered specifically at Riverbend Elementary School and the new Bethel Elementary School and in other schools as appropriate. The new community schools program director should be jointly hired by the school board and the County Recreation Department.

Recommendation #4: Background Checks

Background checks should be made on all volunteers that are conducting programming and/or coaching sports or other youth activities. These background checks can be done by local law enforcement or by private companies that provide these services. There have been documented instances in many communities where volunteers working with youth have been discovered to have something in their past history that make them not fit to serve in these roles. These background checks are important in not only protecting the young people in the County, but also limiting your liability in this regard.

Recommendation #5: Training of Coaches

One of the foundations of successful youth sports programs is the quality of the coaches. Many times volunteer coaches have little or no experience in coaching (and sometimes even playing) the activity that they are coaching. Increasing the quality of youth sport coaches will have a direct result in increasing the success of youth sports in a variety of ways. It is recommended that Haywood County coordinate a youth sports coach training program across the County. Each volunteer coach that is working with youth at any public recreation facility would have to participate in the training program in order to be eligible to participate as a coach. These training programs are available through a variety of sources including the National Youth Sports Coaches Association (NYSCA).

Recommendation #5: Recreation Brochure

The survey and the public input meetings indicated a lack of knowledge by the residents of the County as to the availability of facilities and programs across the County. Haywood County should coordinate the development of a county-wide brochure that contains maps, tables and descriptions of the available recreational facilities and programs in the County and the municipalities. Funding for this should be shared by the County and the municipalities based on the number of brochures provided to each or by population.

6.0 IMPLEMENTATION

6.1 Prioritization of Improvements and New Facilities

Given the magnitude of the budgets for improvements to existing parks and for new facilities, prioritization of these needs is clearly an important effort. The following is a re-statement of the criteria agreed upon during the needs assessment process in determining priorities for activities and projects to be accomplished under this plan.

- Emphasize facilities for youth.
- Serve the broadest population with the least economic impact (i.e., get the most bang for the buck).
- Greenways should be a priority.
- Upgrade current facilities first.
- Develop flood properties in Clyde.
- High participation/demand activities should be a high priority.
- Facilities not in current inventory should be a priority; they should be located in existing parks where possible.
- Consider use of artificial turf fields to lower number of needed additional facilities.
- Light sports fields to increase field availability.
- ADA accessibility upgrades should be a priority.
- Provide for all season use of facilities.
- Commitment of funding for maintenance of new facilities should be a fiscal priority.
- Land acquisition should be a priority in the early years of the planning period.

With this criteria in mind, each recommended individual upgrade, improvement and new park along with the planning and land acquisition efforts were analyzed and categorized by priority. The priority categories in terms of the order in which they are recommended to be accomplished are Top Priority, Second Priority and Third Priority. The detailed spreadsheets that contain the budgets for upgrades to existing parks (Appendix C) and for new parks and facilities (Appendix E) are organized to display the priorities for each individual recommendation. A summary of the budgets for the recommended priorities are shown in the tables below.

| Table 6.1 Haywood County-wide Prioritization for Funding of Recommendations | | | | |
|--|---------------------|---------------------|---------------------|--------------|
| Category | Top Priority | Second Priority | Third Priority | Totals |
| Parkland Acquisition | \$1,317,230 | \$1,520,000 | \$400,000 | \$3,237,230 |
| Planning | \$55,000 | \$100,075 | \$0 | \$155,075 |
| Existing Park Upgrades | \$2,719,195 | \$7,323,403 | \$1,914,868 | \$11,957,466 |
| New Facilities | \$10,743,001 | \$9,306,216 | \$4,564,248 | \$24,613,465 |
| Subtotal | \$14,834,427 | \$18,249,693 | \$6,879,116 | |
| Total Cumulative Costs | \$14,834,427 | \$33,084,120 | \$39,963,236 | |

| Table 6.2 Haywood County Prioritization for Funding of Recommendations | | | | |
|---|---------------------|---------------------|---------------------|--------------|
| Category | Top Priority | Second Priority | Third Priority | Totals |
| Parkland Acquisition | \$1,276,673 | \$600,000 | \$400,000 | \$2,276,673 |
| Planning | \$27,500 | \$53,550 | \$0 | \$81,050 |
| Existing Park Upgrades | \$144,936 | \$104,676 | \$32,208 | \$281,820 |
| New Facilities | \$9,862,448 | \$8,425,662 | \$3,035,909 | \$21,324,019 |
| Subtotal | \$11,311,556 | \$9,183,888 | \$3,468,117 | |
| Total Cumulative Costs | \$11,311,556 | \$20,495,445 | \$23,963,562 | |

| Table 6.3 Waynesville Prioritization for Funding of Recommendations | | | | |
|--|--------------------|--------------------|--------------------|-------------|
| Category | Top Priority | Second Priority | Third Priority | Totals |
| Parkland Acquisition | \$15,000 | \$920,000 | \$0 | \$935,000 |
| Planning | \$10,000 | \$37,675 | \$0 | \$47,675 |
| Existing Park Upgrades | \$1,558,634 | \$4,002,220 | \$938,630 | \$6,499,483 |
| New Facilities | \$0 | \$0 | \$1,016,836 | \$1,016,836 |
| Subtotal | \$1,583,634 | \$4,959,895 | \$1,955,466 | |
| Total Cumulative Costs | \$1,583,634 | \$6,543,528 | \$8,498,994 | |

| Table 6.4 Canton Prioritization for Funding of Recommendations | | | | |
|---|------------------|--------------------|--------------------|-------------|
| Category | Top Priority | Second Priority | Third Priority | Totals |
| Parkland Acquisition | \$0 | \$0 | \$0 | \$0 |
| Planning | \$5,000 | \$5,475 | \$0 | \$10,475 |
| Existing Park Upgrades | \$690,124 | \$2,619,295 | \$944,030 | \$4,253,449 |
| New Facilities | \$255,752 | \$255,752 | \$255,752 | \$767,255 |
| Subtotal | \$950,875 | \$2,880,522 | \$1,199,782 | |
| Total Cumulative Costs | \$950,875 | \$3,831,397 | \$5,031,179 | |

| Table 6.5 | | | | |
|--|---------------------|------------------------|-----------------------|---------------|
| Clyde Prioritization for Funding of Recommendations | | | | |
| Category | Top Priority | Second Priority | Third Priority | Totals |
| Parkland Acquisition | \$25,558 | \$0 | \$0 | \$25,558 |
| Planning | \$10,000 | \$1,875 | \$0 | \$11,875 |
| Existing Park Upgrades | \$110,715 | \$264,328 | \$0 | \$375,043 |
| New Facilities | \$624,802 | \$624,802 | \$255,752 | \$1,505,355 |
| Subtotal | \$771,074 | \$891,005 | \$255,752 | |
| Total Cumulative Costs | \$771,074 | \$1,662,079 | \$1,917,831 | |

| Table 6.6 | | | | |
|--|---------------------|------------------------|-----------------------|---------------|
| Maggie Valley Prioritization for Funding of Recommendations | | | | |
| Category | Top Priority | Second Priority | Third Priority | Totals |
| Parkland Acquisition | \$0 | \$0 | \$0 | \$0 |
| Planning | \$2,500 | \$1,500 | \$0 | \$4,000 |
| Existing Park Upgrades | \$214,787 | \$332,883 | \$0 | \$547,670 |
| New Facilities | \$0 | \$0 | \$0 | \$0 |
| Subtotal | \$217,287 | \$334,383 | \$0 | |
| Total Cumulative Costs | \$217,287 | \$551,670 | \$551,670 | |

Given the magnitude of the costs associated with these recommendations, the first goal should be funding and implementation of the Top Priority category projects. If the \$14,834,427 in estimated top priority costs were distributed equally throughout the 15 year planning period, the annual cost would be \$988,961, not including costs for any debt service. The Second and Third Priority categories should be accomplished as funding becomes available. If the \$39,936,236 in total estimated costs for all recommendations were distributed equally throughout the 15 year planning period, the annual cost would be \$2,662,415, again not including costs for any debt service.

6.2 Operations and Maintenance

The scope of this study did not include an in-depth evaluation of the staffing, operations and maintenance practices of the existing recreation departments. However during the course of completion of this study it became apparent that certain recommendations needed to be made in this regard, particularly related to the Haywood County Recreation and Parks department.

Presently the Haywood County Department full time staffing consists of two positions, the Director and a Recreation Specialist. There are two additional part time positions. Contract funds pay for additional personnel services. The following staffing additions are needed for implementing the recommendations contained in Section 5 with respect to staffing in the Department.

- 1) **Administrative Assistant:** The present part time Administrative Assistant is recommended to become full time in order to properly staff the office and carry out all administrative clerical duties of the department.
- 2) **Program Coordinator:** The present Recreation Specialist position should be assigned a new title of Program Coordinator responsible for the development and coordination of all non-athletic type programs. This position would coordinate the recommended community schools programs and facilitate the department volunteer program and the annual Special Olympics program. At a future date, the County should employ a full time Therapeutic Recreation Professional to develop the counties inclusion program and offer technical assistance to the other agencies in programming for the disabled population.
- 3) **Athletic Coordinator:** The sports program development is presently being shared with all other programming in the department. A position of Athletic Coordinator should be added to work with the area's non-profit sports associations and clubs, as well as development of a sports program for the County's estimated 40,000 in population not presently being served by the municipalities. Attention should be given to avoid competing with the other providers, but where additional choices can be provided such as fun leagues where only higher competitive teams presently exist, they should be added.
- 4) **Project/Maintenance Coordinator:** The development of new facilities and the enhancement of existing park facilities should be managed by a Project Coordinator. It is recommended that a position be established that would take on these duties, as well as supervise the maintenance programs. This position could also direct the establishment of the greenway program and coordinate with conservation groups the acquisition of properties essential to the program.
- 5) **Maintenance Employees:** Depending upon the amount of new facilities that are added to the system, new positions or the equivalent man hours of service in a private contract or a combination of both in maintenance will be needed. These positions or contracts should be directed by the Project and Maintenance Coordinator. An estimate of the staffing levels and/or man hours per year for upgraded and new facilities can be found later in this section.

- 6) **Community Schools Activity Specialists:** As was mentioned in a previous recommendation, the establishment of a true community school program should be initiated. If done correctly, areas of the County not presently being served could go to their local middle school or high school for recreation programs. It is recommended that individuals be employed jointly between the Recreation & Parks Department and the school board to conduct activities for adults and children at selected schools during non-school hours. These individuals would be interviewed by the schools' Principal and the Director of Recreation & Parks, and consult with the Recreation & Parks Director as to program needs. Funding would be shared 50/50. Where after school programs are needed, this position could also supervise and direct its administration.

Governance

In many jurisdictions, the County Board of Commissions or City Council has the ultimate authority in deciding the extent of funding to be granted for Parks and Recreation Services. As in Haywood County and in their cities, the elected officials are often provided feedback and advice from an advisory board of interested citizens that understand the total recreational needs of the community. The board's contribution can be valuable in the promotion and support of the department's mission and advice provided the Recreation & Parks Director.

In reviewing the make-up of the County's Recreation Advisory Board, there are nine members representing each municipality, the community development clubs, a county commissioner and the schools, with two citizens serving *at large*. In reviewing this body's make-up and term expirations, there appears to be five positions presently vacant out of the nine. This provides an opportunity to make some changes which the consultants feel may help develop a better representation of those to be served by County programs.

It is recommended that the County Recreation & Parks Director convene regular meetings of those heading up parks and recreation services in the cities of the County. These meetings should be conducted at least quarterly to help coordinate services and programs to avoid duplication, set fees, establish schedules and generally coordinate services provided in the County. These meetings can be informal, but have an agenda and set objectives decided on by the group. With each of the cities represented in this *Directors Forum*, the advisory board can be established with citizens to be heard from the unincorporated areas of the County.

In this regard, it is recommended that the advisory board bylaws be changed to substitute representatives from the townships for those presently representing the cities. The establishment of six districts that would represent similar number of citizens living in unincorporated areas of the County is recommended. Each district would be composed of specific townships.

| <u>District</u> | <u>Townships</u> |
|-----------------|--|
| District I | Iron Duff Crabtree Fines Creek White Oak Cataloochee |
| District II | Ivy Hill Jonathan Creek |
| District III | Waynesville |
| District IV | Clyde |
| District V | Beaverdam |
| District VI | Pigeon Cecil East Fork |

Since there are only five present vacancies on the advisory board, it is recommended that one of the existing at large members represent one of these six districts. Individuals selected to serve on the Recreation Advisory Board should be individuals that do not represent any one specific sport or special interest but believes in the departments' mission and generally supports parks and program opportunities for all the citizens. They should provide advice and support to the program and director and at an annual meeting may make recommendations to the County Commission on the parks and recreation needs in the County. They would continue to be governed by the bylaws as presently provided.

These changes will provide for more balance and a broader base of representation to all parts of the County, including those areas that may not be presently served by any parks and recreation program or facility.

Maintenance

As mentioned in Section 2 of this report, the level of maintenance at facilities across the County, with some exceptions at particular facilities, is not at a level that supports first class recreation facilities. Increased funding for maintenance of the existing facilities is needed even if no upgrades are made and/or any new facilities added. It is imperative that funding for proper staffing and maintenance for be built into the County's and the municipalities' budgets as recommended upgrades are made and new facilities built. The following tables provide order of magnitude estimates for new maintenance and operations funding for facility upgrades and new facilities. These figures should be viewed as initial budgetary estimates of these costs as a detailed analysis and estimates of these costs are beyond the scope of this study. Additional, more detailed projections of these costs should be made as planning for each recommended upgrade or new facility is undertaken. Man-hours are abbreviated by MH in the tables.

Table 6.7
Annual Additional Maintenance Cost Estimates for
Upgrades and Additions to Existing Facilities

| | |
|---|-----------------|
| Haywood County | |
| Fines Creek Community Center | \$750 |
| Cruso Community Center | <u>\$250</u> |
| Total | \$1,000 |
| Waynesville | |
| Vance Street Park | |
| • Upgraded softball field (6 months enhanced maintenance 80 MH per month) | \$4,800 |
| • New outdoor pool (staffing and operations) | \$75,000 |
| Waynesville Recreation Park | |
| • 80 extra MH per month/field/6months | \$9,600 |
| • 365 MH per year general maintenance | \$3,650 |
| Dutch Fisher Park (100 MH) | \$1,000 |
| East Street Park (100 MH) | \$1,000 |
| Sulphur Springs Park (40 MH) | <u>\$400</u> |
| Total | \$95,450 |
| Canton | |
| Canton Recreation Park (52 MH) | \$520 |
| International Park Complex (4160 MH) | <u>\$41,600</u> |
| Total | \$42,120 |
| Festival Grounds (150 MH) | \$1,500 |
| Falls Park (75 MH) | <u>\$750</u> |
| Total | \$2,250 |

Table 6.8
Annual Additional Maintenance Cost Estimates for New Facilities

| | | |
|---|------------------|-----------|
| Jonathan Valley Sports Complex | | |
| 2 full time, 2 permanent part time, 10 seasonal temps | \$150,000 | |
| Utilities at \$2,000 per month | <u>\$24,000</u> | |
| Annual Costs | \$174,000 | \$174,000 |
| Maintenance equipment (one time cost) | <u>\$40,000</u> | |
| Total Year One | \$214,000 | |
| Bethel Sports Complex | | |
| 2 full time, 2 permanent part time, 10 seasonal temps | \$150,000 | |
| Utilities at \$1,500 per month | <u>\$18,000</u> | |
| Annual Costs | \$168,000 | \$168,000 |
| Maintenance equipment (one time cost) | <u>\$40,000</u> | |
| Total Year One | \$208,000 | |

| Table 6.8 | | |
|---|-----------|------------------|
| Annual Additional Maintenance Cost Estimates for New Facilities | | |
| Clyde Flood Properties (23 acres) | | |
| Maintenance including employees estimated at \$3,000 per acre, per year | \$69,000 | |
| MARC Senior Center | | |
| Center Manager | \$30,000 | |
| 2 Recreation Specialists (Permanent part time 30 hours per week) | \$17,160 | |
| Materials, supplies and equipment annually | \$15,000 | |
| Utilities at \$1500 per month | \$18,000 | |
| | \$80,160 | \$80,160 |
| Haywood County Community Park and Pool | | |
| Grounds Maintenance | \$47,000 | |
| 1 full time park attendant | \$22,000 | |
| 1 permanent part time 20 hours per week, 52 weeks at \$8 | \$8,320 | |
| 3 seasonal at \$280 per week x 3 x 12 weeks | \$10,080 | |
| Utilities: \$300 per month | \$3,600 | |
| Materials and supplies | \$3,000 | |
| Programming Staff: | | |
| Seasonal management (4 months) 1280 hours x \$14 | \$17,920 | |
| Part time 12 weeks x 320 hours/week x \$8 hour | \$30,720 | |
| Concessions and pool maintenance | \$6,000 | |
| | \$148,640 | \$148,640 |
| Canton-Clyde Greenway | | |
| Maintenance (trash and litter, mowing, landscaping, hardscape repair, etc.) (Total for 21,000 linear feet (3.9 miles) | | |
| 780 man hours per year per mile at \$9.00 per hour) | | \$7,020 |
| Total Haywood County | | \$577,820 |
| Waynesville New Park Land Acquisition | | |
| (Maintenance costs depend on type of facilities created, General figure of \$2,150 per acre used in illustrations or 5,160 man hours @ \$10.00 per hour annually. | | \$51,600 |
| Old Hazelwood Neighborhood Park | | |
| Maintenance (trash and litter, mowing, landscape, etc.) | | |
| Annual maintenance man hour estimate (1040 hours at \$10.00 per hour) | | \$10,400 |
| Total Waynesville | | \$62,000 |
| Canton Sorrells Street Park (52 MH) | | \$520 |
| Clyde Downtown Park (100 MH) | | \$1,000 |

| Table 6.9 Combined Yearly Additional Maintenance Cost Estimates for Upgrades and New Facilities | |
|---|---------------------------|
| Haywood County | |
| Facility upgrades | \$1,000 |
| New facilities | <u>\$577,820</u> |
| Total | \$578,820 (Note 1) |
| Waynesville | |
| Facility upgrades | \$95,450 |
| New facilities | <u>\$62,000</u> |
| Total | \$157,450 |
| Canton | |
| Facility upgrades | \$42,120 |
| New facilities | <u>\$520</u> |
| Total | \$42,640 |
| Clyde | |
| Facility upgrades | \$0 |
| New facilities | <u>\$520</u> |
| Total | \$520 |
| Maggie Valley | |
| Facility upgrades | \$2,250 |
| New facilities | <u>\$0</u> |
| Total | \$2,250 |
| Notes: | |
| 1. Total does not include initial maintenance equipment purchase of \$80,000 | |

6.3 Funding

The funding of a comprehensive and quality parks and recreation program must be a priority of each entity that participated in this study. The value of a good parks program to the communities' economic growth and vitality is often forgotten when difficult budget deliberations take place. Funding for parks and recreation must be considered a good long term investment.

The cost of providing professional staff and quality facilities will continue to rise, along with the expense of development. Securing these funds will require a full review of all the options.

Add Impact Fees.

This section examines some of the means to potentially fund the recommendations included in this report. It does not discuss funding at the local level through routine yearly budget appropriations and the issuance of debt. These are two obvious potential means of funding that do not need further explanation.

Fees and Charges

Fees and charges become an all important revenue source for the cost of actually putting a program on. Team sports fees should be sufficient enough to cover most costs of scheduling and conducting the programs. Across Haywood County it appears that the level of fees charged to participants in sports leagues is very low compared to other recreation departments in other locations. Some departments have done such a good job of creating revenue for programs that they have created an enterprise fund where all associated expenses and revenues are run through the books with the bottom line being the program are totally supported by program charges. All departments in the County should examine their fees and charges structure to identify opportunities for additional revenue.

Special Purpose Local Option Sales Tax

The idea for a local option sales tax was suggested at more than one of the public meetings. In Georgia, this is a very popular and effective way that many communities use to fund a variety of public works projects, including recreation projects. The procedure basically involves the identification of the projects that are proposed along with estimates of their cost and the schedule for their completion and the amount of the sales tax increase necessary to fund them is computed. The sales tax increase is placed on the ballot and voted on by the voters in the community. If passed, the amount of increased sales tax is earmarked for the projects that were identified and presented to the voters. The increase in the sales tax is not permanent; it only stays in place as long as is necessary to retire the debt that is issued to fund the projects.

In Haywood County, the total sales tax rate is 4.5 cents and the State rate is 2.5 cents for a total of 7 cents. A 1 cent increase in the sales tax would generate between \$4 and \$5 million per year. A local increase has not proved very popular with the State who must approve any increase. Sometimes a referendum is required to approve the increase. A stable funding source such as a dedicated sales tax would be a very good means to guarantee capital funding for parks and recreation projects and programs.

Lodging Tax

Haywood County has a ~~tax~~ tax on lodging that is used to fund tourism related activities. The tax is authorized up to ~~??%~~ 6%. An increase in this tax to fund recreation projects and programs was also suggested in the public meetings. A 1 cent increase in this tax would generate \$???. The use of this tax to fund recreation projects would be justifiable as a tourism related expense, particularly to fund sports complexes and other venues that could hold tournament related events.

approximately \$250,000

Federal Grants

Two federally funded programs especially for parks and recreation projects that are mentioned here without a lot of detail provided are the Land and Water Conservation Fund (LWCF) and the Urban Parks and Recreation Recovery Program (UPARR). These programs were the outgrowth of the original Outdoor Recreation Resources Review Commission established in the mid 60s. The LWCF program is a grant source that the U.S. congress consistently reduces each year and yet the act itself was established from the proceeds of the lucrative offshore oil leases that the U.S. government grants companies. The offshore oil lease fund produces billions of dollars of revenues, but the amount appropriated by congress in recent years has been a relatively small 30-40 million nationwide made available for the acquisition of new natural resources and parks. Obviously this has been declining in recent years. The matching grant program is used to acquire and develop parks in communities. These grants are generally administered through the state offices of natural resources. The UPARR program was initially funded to support the renovation of existing facilities and parks, but recent annual federal allocations have been from zero dollars to 10 million dollars nationwide. As is seen in the past, these grant program do cycle in and out and are often combined with other initiatives depending on the current administration's priority. There are four types of UPARR grants: Rehabilitation Grants; Innovative Grants; Recovery Action Program (RAP) planning grants; and finally At Risk Youth Program grants. As with any grant program there are specific requirements that must be met of the governmental agency applying. One such requirement of the UPARR program is that you have a recently completed recreation master plan such as this one. These grants can be used to generate a significant amount of support in the community for improvements being recommended. New partnerships can be established simply through the requirement to have matching funds.

Other federal sources of funding for facilities built with the parks once they are established are such programs as the Transportation Efficiency Act of the 21st century (TEA -21). Walkways, greenways, rest stops along highways, highway beautification and general alternative forms of transportation including walkways and paths for bikes through park areas that might provide connections to neighborhood are possible uses of these funds. These funds are administered through the NC Department of Transportation. There are certain specific programs within the act that also support the possible amenities in the park facilities, such as the Surface Transportation Program or (STP). This program can support more of the *soft* resources such as booklets, route plans, and parks and recreation brochure components that would aid in communicating the use of alternative transportation. Also in the program are STP (Surface Transportation Enhancement) funds. These funds are also available for transportation related enhancements including landscaping, bikeway and pedestrian facilities. The State's Bicycle and Pedestrian Coordinator is the cities' primary contact for information. And finally, a third phase of the TEA-21 program most worthy of mention is the Section 1302 Program which stands for the Symms National Recreational Trails Fund Act (NRIFA). This program provides for both motorized and non-motorized trails and is a

matching program (80/20). Off road vehicle facilities, such as ATVs, four wheeler trails, and possibly mountain bike courses, seem to fit this category. One particular difference in this fund from the other transportation grants is that they are available to both public and private sector organizations.

There may be areas in the more populated areas of Haywood County that might be eligible for the Community Development Block Grant (CDBG) Program. These CDBG funds are best used for the rehabilitation of older schools for alternate community purposes, community centers and improvement of properties associated with the neighborhoods and revitalization objectives.

North Carolina Grants

In close similarity to the federal LWCF program, the State of North Carolina administers the North Carolina Parks and Recreation Trust Fund (NCPRT). These funds are collected by the state from real estate transfers or recording fees and are used to support public acquisition and development of parks and recreation facilities. The maximum amount awarded to eligible projects has been raised in recent years to the \$500,000 level which should be matched with cash or approved property donations or purchases that must meet certain requirements. These funds require a 50/50 match assurance of the governmental body before funds can be awarded. The States' Recreation Resources Section Administers the program.

Another possible source of funding for projects that have a water related connection is the Clean Water Management Trust Fund. Related projects might be next to creeks, rivers, lakes, etc., that could be designed to make improvements to buffer areas or anything that might be interpreted as having a water quality enhancement component. These grants would also be possible for the acquisition of lands along waterways for trails creating a greenway with riparian buffer features or educational measures to assist in the general public's understanding of the causes of water pollution, etc.

Parks Foundations

Many communities across the country are establishing 501(C)(3), non-profit foundations to raise and generate funds for park and recreation programs and projects. These foundations can solicit and receive tax deductible gifts and donations that in turn can be used to fund recreation programs and projects. Many have been highly successful in raising millions of dollars through donations and the sale of sponsorships, naming rights and memorials.

Conclusion

This study has identified a significant investment that will need to be made in order to bring Haywood County's parks and recreation facilities and programs up to national standards and more in line with other North Carolina communities. It is possible that the level of investment identified will not be able to be accomplished over the planning period due to competition with other important priorities for funding. The fact remains,

however that investment will be necessary in order to provide for the recreational and leisure time pursuits for an ever expanding population in Haywood County. Therefore, it will be important for each governmental entity to include the recommendations into their yearly planning and budgetary discussions, placing priorities for funding on the Top Priority categories. The expansion and upgrade of the park and recreation system can be a catalyst to enhance what is already a wonderful quality of life, resulting in even more quality growth (economic and otherwise) across the County.

APPENDIX A

Haywood County Festivals and Events for 2006

Haywood County Festivals and Events for 2006

Source: Haywood County Tourism On-Line Website

January

January 08: Cataloochee Ski Area's Everything's Elvis Day!

Celebrate the King's birthday in style at Cataloochee with Elvis sightings, peanut butter and banana sandwiches and hound dog stew. Prizes for the best dressed Elvis on the snow - so...don't be cruel and come on out for the fun! Ski with Elvis until he leaves the area!

Location: Cataloochee Ski Area

Time of event: 9am - 4:30pm

Town: Maggie Valley

Contact Info: Cataloochee Ski Area 828-926-0285, 800-768-0285, ski@cataloochee.com

January 12 - December 14: Felmet Antiques and Collections Auction

Monthly auction of estate & consigned quality merchandise on the 2nd Thursday of every month.

Location: Felmet Auction Company

Time of event: 6pm, Preview: 12-6pm

Town: Waynesville

Contact Info: Felmet Auction Co. 828-456-2815, felmet@felmetauction.com

January 13 - January 16: Cataloochee Ski Area's Martin Luther King, Jr. Holiday Weekend
Holiday rates in effect. In addition to our regular twilight and night skiing schedule of Tuesday-Saturday evenings, we will also twilight and night ski on Sunday, January 15th.

Location: Cataloochee Ski Area

Time of event: 9am - 10pm

Town: Maggie Valley

Contact Info: Cataloochee Ski Area, 800-768-0285, ski@cataloochee.com

January 19 - January 20: Cataloochee Ski Area's Military Appreciation Days

Cataloochee supports the armed forces by offering a special reduced rate for military personnel with valid ID and their families. \$15 for lift ticket only, \$20 for lift and rental with optional free beginners lessons

Location: Cataloochee Ski Area

Time of event:

Town: Maggie Valley

Contact Info: Cataloochee Ski Area 828-926-0285, 800-768-0285, ski@cataloochee.com

February

January 12 - December 14: Felmet Antiques and Collections Auction

Monthly auction of estate & consigned quality merchandise on the 2nd Thursday of every month.

Location: Felmet Auction Company

Time of event: 6pm, Preview: 12-6pm

Town: Waynesville

Contact Info: Felmet Auction Co. 828-456-2815, felmet@felmetauction.com

February 02 - February 03: Cataloochee Ski Area's Law Enforcement Appreciation Days
Cataloochee supports our law enforcement by offering a special reduced rate for law and rescue personnel with valid ID and their families. \$15 for lift ticket only, \$20 for lift and rental with optional free beginners lesson

Location: Cataloochee Ski Area

Time of event:

Town: Maggie Valley

Contact Info: Cataloochee Ski Area 828-926-0285, 800-768-0285, ski@cataloochee.com

February 05: Cataloochee Ski Area's Ski Country Sports Slider Day

Ski & snowboard demos and free sliders to boot! You'll have to join us to find out exactly what a slider is! Come have some fun with the folks from Ski Country Sports for the biggest equipment demo of the year.

Location: Cataloochee Ski Area

Time of event:

Town: Maggie Valley

Contact Info: Ski Country Sports & Cataloochee Ski Area 828-254-2771, 800-768-0285, ski@cataloochee.com

February 19: Heritage of America Band Concert

Military Band from Langley Air Force Base in Virginia performs classical, popular & patriotic music.

Location: Tuscola High School Auditorium

Time of event: 3pm

Town: Waynesville

Contact Info: Haywood Arts Council 828-452-0593, info@haywoodarts.org

February 23 - February 24: Cataloochee Ski Area's Fire and Rescue Appreciation Days

Cataloochee supports our fire and rescue by offering a special reduced rate for fire and rescue personnel with valid ID and their families. \$15 for lift ticket only, \$20 for lift and rental with optional free beginners lessons

Location: Cataloochee Ski Area

Time of event:

Town: Maggie Valley

Contact Info: Cataloochee Ski Area 828-926-0285, 800-768-0285, ski@cataloochee.com

February 24: Eaglenest Entertainment Presents Pam Tillis

Pam Tillis will be performing, this is a concert not to miss!

Location: Eaglenest Entertainment

Time of event: 7:30 pm

Town: Maggie Valley

Contact Info: Eaglenest Entertainment 828-926-9658, info@eaglenestnc.com

February 24 - February 25: SPOTLIGHTS Youth Theatre presents..

Enjoy this Dessert Theater with a performance by SPOTLIGHTS Youth Theater.

Location: Haywood Community College Auditorium

Time of event: 6:00pm (Preview: 12-6pm)

Town: Clyde

Contact Info: SPOTLIGHTS Youth Theatre 828-456-8983

February 25: Mardi Gras Party

Come celebrate Fat Tuesday with Cajun fare & Zydeco music.

Location: Folkmoot Friendship Center

Time of event: 7pm

Town: Waynesville

Contact Info: Haywood Arts Council 828-452-0593, info@haywoodarts.org

March

March 03: A Taste of Chocolate

An evening of Chocolate delights, music, great door prizes & a silent auction to benefit the Haywood /Jackson County Volunteer Centers. Amateur & professional chefs as well as B&B Innkeepers vie for awards with fantastic chocolate desserts.

Location: Laurel Ridge Country Club Pavillion

Time of event: 7-9pm

Town: Waynesville

Contact Info: Haywood County Volunteer Center 828-456-6456, ekuhl@mountainprojects.org

March 05: 11th Annual Maggie Valley Chili Challenge

Contestants vie for being the best. Many varieties for the tasting, music, dancing, & trophies awarded.

Location: Diamond K Dance Ranch

Time of event: 5-9pm

Town: Maggie Valley

Contact Info: Maggie Valley Chamber of Commerce 828-926-1686, 800-624-4431, cmaggie@maggievalley.org

March 05: Cataloochee Ski Area's Spring Frolic Beach Blast

Come and hang out with the Beachcombers at Cataloochee! Wacky Contests, tropical drinks, races & beach music

Location: Cataloochee Ski Area

Time of event:

Town: Maggie Valley

Contact Info: Cataloochee Ski Area 828-926-0285, 800-768-0285, ski@cataloochee.com

March 23: Melange of the Mountains Culinary Gala

Experience the taste of numerous area restaurants in a beautiful atmosphere under one roof. Live music compliments wine tasting, coffee tasting & assorted foods tantalize your pallet.

Location: Balsam Mountain Inn

Time of event: 5:30 -8pm

Town: Waynesville

Contact Info: Haywood Chamber 828-456-3021, chamber@haywood-nc.com

March 24 - March 26: SPOTLIGHTS Youth Theatre presents... "The Magical Lamp of Alladi

Performance by SPOTLIGHTS Youth Theater.

Location: Haywood Community College Auditorium

Time of event: 7pm on Fri & Sat, 3pm on Sunday

Town: Clyde

Contact Info: Spotlights Youth Theatre 828-456-8983

April

April 08: Little Miss Maggie Contest

Contest to choose a Little Miss Maggie for the year.

Location: Maggie Valley Town Hall

Time of event:

Town: Maggie Valley

Contact Info: Maggie Valley Civic Organization & MV Chamber 828-926-1686, cmaggie@maggievalley.org

April 08: Doc Watson & David Holt Concert

Concert

Location: Stuart Auditorium at Lake Junaluska

Time of event: 7:30pm

Town: Lake Junaluska

Contact Info: Haywood Arts Council 828-452-0593, info@haywoodarts.org

April 15: Canton Easter Egg Hunt

An Easter Egg Hunt for children ages 2-10. Several prize eggs and several hundred eggs. Children are divided into 2 groups - ages 2-5 and ages 6-10, and both groups are hosted to ensure safety and parity.

Location: Canton Recreation Park

Time of event: 10am

Town: Canton

Contact Info: Town of Canton 828-646-3412, cantonvisitorcenter@charterinternet.com

April 16: Easter Sunrise Service

Enjoy this community sunrise service at Lake Junaluska. Breakfast follows at Lambuth Inn.

Location: Lake Junaluska Conference & Retreat Center

Time of event: Sunrise

Town: Lake Junaluska

Contact Info: Lake Junaluska Conference Center 828-452-2881, 800-222-4930, info@lakejunaluska.com

April 21: "Dust off the Rust" Golf Tournament

An 18 hole member/guest golf tournament at the beautiful Laurel Ridge Country Club. Food, beverages and prizes!

Location: Laurel Ridge Country Club

Time of event: 1:00pm

Town: Waynesville

Contact Info: Haywood Country Chamber of Commerce 828-456-3021, 877-456-3073, chamber@haywood-nc.com

April 21 - April 22: Spring Rally in the Valley

Gene Lummus & Carolina Harley Dealers Association present 2 days & nights of music, games, motorcycle vendors, food, beer.

Location: Maggie Valley Festival Grounds

Time of event:

Town: Maggie Valley

Contact Info: Carolina Harley Dealers Association 828-926-1686, 800-624-4431, cmaggie@maggievalley.org

April 22 - April 22: Women & Motorcycles

Wheels through Time is opening a new exhibit, honoring Women & Motorcycles: 1905-1955. The exhibit will be on display for one year.

Location: Wheels Through Time Museum

Time of event:

Town: Maggie Valley

Contact Info: Wheels Through Time 926-6266

April 28 - April 30: Thunder in the Smoky's Rally

Motorcycle show, \$500 people choice bike, bike games, tour ride, live music, vendors and more.

Location: Maggie Valley Festival Grounds

Time of event: 9am-11pm

Town: Maggie Valley
Contact Info: Handlebar Corral Promotions 828-926-5597

April 28 - May 07: HART Theatre presents "The Miracle Worker"
A Haywood Arts Regional Theater Production.
Location: Performing Arts Center at the Shelton House
Time of event: 7:30pm on weeknights & Sat, 3pm on Sun
Town: Waynesville
Contact Info: Haywood Arts Regional Theatre 828-456-6322, hartthea@bellsouth.net

April 28 - April 30: 17th Annual Smoky Mountain 9-Ball Shootout
This is an annual fundraiser pool tournament for billiard aficionados from all across the US & Canada. The Wheelchair Tournament starts on Friday, the 28th & the regular Tourney is on Saturday, the 29th & 30th.
Location: Haywood County Fairgrounds
Time of event: 10am-6pm.
Town: Waynesville
Contact Info: The ARC of Haywood County 828-452-1947

April 29: 4th Annual Blue Ridge Karate
Open martial arts tournament focusing on kids. Event sponsors youth mentoring projects for WNC Martial Arts schools in Waynesville, Sylva, Asheville, & Cherokee.
Location: Waynesville Old Armory Recreation Center
Time of event: 8:30am-3pm
Town: Waynesville
Contact Info: WNC Martial Arts/Blue Ridge Karate Club/Waynesville Parks & Recrea 828-452-5599, wncmartialarts@charter.net

April 29: Quick Draw
Artists start & complete a work of art in one hour while spectators observe first hand. Cocktail social precedes the event. Meet & chat with artists during hors d' oeuvres buffet. Afterwards, work is auctioned to highest bidder & artists donate 1/2 of the sale price to benefit young artists in schools.
Location: Waynesville Country Club
Time of event: 5:30-9pm
Town: Waynesville
Contact Info: Quick Draw Committee 828-627-9005, schminsk@bellsouth.net

May

April 28 - May 07: HART Theatre presents "The Miracle Worker"
A Haywood Arts Regional Theater Production.
Location: Performing Arts Center at the Shelton House
Time of event: 7:30pm on weeknights & Sat, 3pm on Sun
Town: Waynesville
Contact Info: Haywood Arts Regional Theatre 828-456-6322, hartthea@bellsouth.net

May 04 - October 26: Maggie Mountain Bingo Bonanza
Every Thursday May -October, enjoy an evening of Bingo. All Cash prizes & all monies go to charities licensed by the state of NC & sanctioned by the Town of Maggie Valley.
Location: Community Pavilion
Time of event: 6:30 pm
Town: Maggie Valley
Contact Info: Maggie Valley Civic Association 828-926-8021, mvca2@juno.com

May 05 - May 07: SPOTLIGHTS Youth Theatre presents..."Harvey"

Performance by SPOTLIGHTS Youth Theatre.

Location: Haywood Community College Auditorium

Time of event: Fri&Sat: 7pm/Sun: 9pm

Town: Clyde

Contact Info: SPOTLIGHTS Youth Theatre 828-456-8983

May 05 - May 07: 16th Annual Chevy/GMC Truck Nationals

Huge Chevy/GMC Truck Show featuring 30 classes of trucks, Show & Shine, Feature Ridey, cash prizes, special awards, "Truck of the Year", vendors, crafts, & music.

Location: Maggie Valley Festival Grounds

Time of event: 8am-6pm

Town: Maggie Valley

Contact Info: Smoky Events/Auto Shows. cc 828-926-0201, charlie@autoshow.com

May 05 - December 01: Art After Dark

More than a dozen fine galleries & studios remain open until 9pm on the first Friday evening of each month May - December, offering demonstrations, special showings, refreshments & music.

Location: Main Street and Historic Frog Level

Time of event: 6-9 pm

Town: Waynesville

Contact Info: Downtown Waynesville Association 828-456-3517, downtownwaynesville@charter.net

May 06: Eaglenest Entertainment Presents Confederate Railroad

Come enjoy an evening of modern country mixed with Southern rock as Confederate Railroad performs at Eaglenest Entertainment.

Location: Eaglenest Entertainment

Time of event: 8:00 pm

Town: Maggie Valley

Contact Info: Eaglenest Entertainment 828-926-9658, info@eaglenestnc.com

May 07: Ramp Festival

Live music and entertainment featuring ramps - a naturally grown wild onion. Sponsored by the American Legion +

Location: Waynesville

Time of event:

Town: Waynesville

Contact Info: 8284563517, www.downtownwaynesvilleassociation@chart

May 11 - May 13: Goldwing Road Riders Association

After a very successful 2005 rally, the Gold Wing Road Riders Association returns to Eaglenest Entertainment!

Location: Eaglenest Entertainment

Time of event: Varies

Town: Maggie Valley

Contact Info: Gold Wing Road Riders Association Region "N" 828-926-9658, info@eaglenestnc.com

May 12 - May 13: May in the Mountains - Bridge Tournament

This is a bridge tournament for Non-Life Masters who have less than 500 Master Points.

Location: Waynesville Old Armory Recreation Center

Time of event: 10:30am & 3:30pm

Town: Waynesville

Contact Info: Smoky Mountain Duplicate Bridge Club 828-456-3581, mfeichter@aol.com

May 13: The Whole Bloomin' Thing

Come join us at the garden fair, with an arts & crafts show featuring local growers! There will also be nature & garden related arts & crafts.

Location: Historic Frog Level

Time of event: 9:00am - 5:00pm

Town: Waynesville

Contact Info: The Historic Frog Level Merchants Association 828-627-1058

May 19 - May 20: Home Business & Leisure Expo

Showcasing area businesses, with entertainment, seminars and local cuisine.

Location: Haywood County Fairgrounds

Time of event:

Town: Waynesville

Contact Info: HCCC/Haywood County Home Builders Assoc. 828-454-0221,

hbahaywood@myexcel.com

May 20: Musical Evening with Buffet

Join us for our musical evening show featuring Alan Rhody, Dave Gibson & Mike Loudermilk. This musical evening includes a buffet featuring Free Range Chicken with cantaloupe chutney, shrimp & scallop pasta, oven simmered beef brisket, grilled asparagus, rosemary red bliss potatoes & petite coconut cake, among other specials.

Location: Balsam Mountain Inn

Time of event: Evening

Town: Waynesville, Canton, & Clyde

Contact Info: Balsam Mountain Inn, 800-224-9498, relax@baslammountain.com

May 20: 1st Annual Music at the Mill

Food: 12 Noon - 6pm = \$8 BBQ plate with all the fixin's by the Butt Wagon. Music: 1pm- Live music featuring Grammy Winner Mark Pruett and The Whitewater Bluegrass Company, also playing will be The Hill Country Band, Balsam Gap & Celesa Willett. Events: Silent auction to benefit the Francis Mill, Mill Tours, Prints of the Francis Mill by Ann Vasilic & Stone Ground Meal will be available.

Location: Approximately 2.4 miles from Main St., Waynesville on Hwy 276 South (Pigeon Rd)

Look for signs!

Time of event: 12 Noon - 6pm

Town: Waynesville

Contact Info: Francis Mill Preservation Society 828-456-6307, tannat@charter.net

May 20: Human Race

A 5K Walk and Run plus a 1K Fun Run to benefit all participating non-profit organizations.

Location: Waynesville Middle School

Time of event: 7:30 am

Town: Waynesville

Contact Info: Haywood Volunteer Center 828-456-6456, ekuhl@mountainprojects.org

May 27: Block Party

Live Music & Dancing! Children's Area! Eats & Treats! Restaurants Open! Scavenger Hunt!

Location: Downtown Main Street Waynesville

Time of event: 7-10pm

Town: Waynesville

Contact Info: Downtown Waynesville Association 828-456-3517, dwabuffy@charter.net

May 27 - May 28: 2nd Annual Vettes in the Valley

Celebrate a great American Classic. Over 130 Corvettes attend for People's Choice Car Show, Poker Rally, Sales Corral, Venders, Corvette Parade, Crafts, Music, and Entertainment.

Location: Maggie Valley Festival Grounds
Time of event: 9am-5pm
Town: Maggie Valley
Contact Info: Smoky Events 828-926-0201, mhamel@g-h-o-s-t.org

June

June 02 - June 04: Lake Logan Reflections

Approximately 100 quilts will be on display, some for sale as well as a boutique with quilts and quilt related items. Lunch available/dining hall/picnic area.

Location: Lake Logan Episcopal Center

Time of event: 10:00am - 5:00pm Friday/Saturday 12N - 5:00p

Town: Lake Logan/Lake Logan Road HYW 215

Contact Info: Shady Ladies, llgs@mac.com

June 02 - June 11: "A Password to Murder"

A Haywood Arts Regional Theatre production.

Location: Performing Arts Center at the Shelton House

Time of event: 7:30 pm & 3:00 pm on Sunday

Town: Waynesville

Contact Info: HART 828-456-6322, hartthea@bellsouth.net

June 02 - September 29: Pickin In The Park

Clogging, jamming, picking & singing on outdoor stage every Friday June - September.

Location: Canton Recreation Park

Time of event: 7pm

Town: Canton

Contact Info: Town of Canton 828-646-3412

June 03: Mountain Echos: A Homecoming

Celebration of reminiscing through stories and music. Festival will feature local storytellers and musicians, crafts, and food. Lots of activities for children.

Location: Haywood Community College

Time of event: 10am - 8pm

Town: Clyde, NC

Contact Info: Haywood Community College 828-627-4544, bleatherwood@haywood.edu

June 06 - September 28: Canton Tailgate Market

Farmer's Tailgate Market with locally grown fruits & vegetables for sale every Tuesday & Thursday morning from June until September.

Location: Colonial Theatre Parking Area

Time of event: 8am-12pm

Town: Town of Canton

Contact Info: Town of Canton 828-646-3412, cantonvisitorcenter@charterinternet.com

June 08: Junaluska Jubilee

Carnival for children of all ages featuring free bluegrass music, games, inflatable rides, hot air balloon rides, hamburger/hot dog dinner (\$5 adults/\$3 kids). Open to the public. Rain or shine.

Location: Junaluska Elementary School

Time of event: 5-8pm

Town: Waynesville

Contact Info: Junaluska Elementary PTO 828-456-2407, jazacher@charter.net

June 10: Haywood Co. Garden Tour

Learn about gardening, plants and design by visiting these 6 unique gardens. Children will enjoy "Mr. McGregor's Garden" especially designed for them. Master Gardeners' will be at each site to answer your questions. Any additional questions please contact Joyce Ossmann at 828 734-1364.

Location: Waynesville and Canton

Time of event: 9:00a - 4:00p

Town: Waynesville and Canton

Contact Info: N.C. Cooperative Extension and Haywood Co. Master Gardeners

June 10: Eaglenest Entertainment Presents Seals & Seals

Enjoy an evening with Dan & Jim Seals.

Location: Eaglenest Entertainment

Time of event: 8:00 pm

Town: Maggie Valley

Contact Info: Eaglenest Entertainment 828-926-9658, info@eaglenestnc.com

June 10 - June 11: Spring Farm Fest

Display of antique tractors, engines, and farm equipment. Demonstrations. Kids pedal tractor pull and tractor parade.

Location: Maggie Valley Festival Grounds

Time of event: Maggie Valley Festival Grounds

Town: Maggie Valley

Contact Info: Ole Smoky Antique Tractor Association 828-627-6844

June 10 - June 12: Towne Square's 2nd Anniversary Celebration

Come help us celebrate our second year of business. Doorprizes, storewide sales, free food.

Location: Towne Square / Main Street Waynesville

Time of event: 10 am - 6 pm

Town: Waynesville

Contact Info: Towne Square 828-454-0235, townesquare@aol.com

June 17: Annual Downtown Gallery and Studio Walking Tour

A free walking art tour in downtown Waynesville. Enjoy art demonstrations and refreshments. See and talk to artists as they work in their shops while other regional artists sell their artwork. Studios will be on view to the public during business hours. Refreshments.

Location: Downtown Waynesville and Historic Frog Level

Time of event: 10am-5pm

Town: Waynesville

Contact Info: 828-456-3517, dwa@asap-com.com

June 18 - July 16: Swannanoa Chamber Music Festival

World-class Chamber Music performed by Warren Wilson Chamber players & the Biava String Quartet, each Sunday.

Location: Performing Arts Center at the Shelton House

Time of event: Every Sunday at 7:30pm

Town: Waynesville

Contact Info: Haywood Arts Council 828-452-0593, info@haywoodarts.org

June 23 - June 04: Mountain Street Dances

Friday evenings starting at 6:30pm enjoy traditional live mountain music, clogging demonstrations, audience participation, and refreshments.

Location: Main Street in front of County Courthouse

Time of event: 6:30pm - 9:00pm

Town: Waynesville

Contact Info: DWA 828-456-3517

June 24 - June 25: Great Smoky Mountain Trout, Wildlife & Heritage Festival
Family oriented, two day event. Wildlife & wilderness demonstrations, hands on instruction.
Watch the area's heritage come alive while you enjoy a delicious trout dinner. "Trout Race" down Jonathan Creek.

Location: Maggie Valley Festival Grounds

Time of event: 10am-5pm, both days

Town: Maggie Valley

Contact Info: Maggie Valley Chamber/VCB 828-926-1686, 800-624-4431,
cmaggie@maggievalley.org

July

July 01: Cold Mountain Heritage Tour

Celebrating the rich Civil War era historical sites, particularly drawing attention to the connection between Bethel & Cold Mountain. "Inman" of the book & movie was born, lived, murdered & buried in Bethel. Cold Mountain community was essentially a fictionalized name for actual events that occurred in Bethel. Ten sites are featured on the tour. 9am-5pm: Self-guided Heritage Tour. 4pm-8pm at Riverhouse Acres: BBQ, hamburgers, hot dogs, hush puppies & storytelling. Bring your instruments for a Pigeon Valley Bluegrass Jamboree! Visit our website www.bethelcomm.org

Location: Various Sites in the Pigeon River Valley of Haywood County

Time of event: 9:00a-5:00p tour; 5:00p-9:00p -Music & Story

Town: Bethel, NC

Contact Info: Bethel Rural Community Organization 828-646-0303, 800-224-5024,
info@bethelcomm.org

July 01 - July 02: 22nd Annual Freedom Festival Arts and Crafts Show

Indoor show featuring all handmade items from over 50 local artists and craftsmen including wood, fabric, needlework, painting, candles, beadwork, basketry, pottery, floral, soaps, and more. Concessions available. Free parking.

Location: Haywood County Fairgrounds

Time of event: 9am-5pm.

Town: Lake Junaluska

Contact Info: 828-648-0500, showdirector@braca.org

July 04: Maggie Valley July 4th Festival & Fireworks Celebration

Enjoy a professional fireworks display above the Maggie Valley Festival Grounds. There will be entertainment beforehand with food, games, prizes and contests.

Location: Maggie Valley Festival Grounds

Time of event: 4pm - 10:30pm

Town: Maggie Valley

Contact Info: 828-926-9658, 800-624-4431, cmaggie@maggievalley.org

July 04: Stars and Stripes Celebration

Celebrate this holiday with the downtown shops and restaurants. Live music and entertainment, sidewalk sales, refreshments and fun for all ages throughout the downtown area.

Location: Main Street

Time of event: 11am-3pm.

Town: Waynesville

Contact Info: 828-456-3517, dwa@asap-com.com

July 04: Independence Day Celebration

Enjoy a parade, BBQ picnic, magic show, dancers, and mountain music, a children's play area,

and fireworks after the Junaluska Singers Concert. \$10 for the concert and \$6 for lunch

Location: Lake Junaluska

Time of event: Starts at 11am and fireworks are at 9:30pm.

Town: Lake Junaluska

Contact Info: 828-452-2881, info@lakejunaluska.com

July 04: Junaluska Singers Concert

"Red, White, and Blue Review" with the Junaluska Singers

Location: Stuart Auditorium

Time of event: 7:30pm.

Town: Lake Junaluska

Contact Info: Lake Junaluska 828-452-2881, info@lakejunaluska.com

July 07 - July 23: HART Theatre presents

A Haywood Arts Regional Theatre production. Adults \$15-\$18, Seniors \$12-\$15, Students \$6-\$8.

Location: The Performing Arts Center at the Shelton House

Time of event: 7:30pm weeknights & Sat, 3pm on Sun.

Town: Waynesville

Contact Info: Haywood Arts Regional Theatre 828-456-6322, hartthea@bellsouth.net

July 07 - July 28: Mountain Street Dance

Put on your cloggin' and square dancin' shoes and enjoy an old-fashioned mountain hoedown with live music and dance teams every Friday evening! A family event that is a Waynesville tradition.

Location: Main Street in front of County Courthouse

Time of event: 6:30-9pm.

Town: Waynesville

Contact Info: Downtown Waynesville Association 828-456-3517, downtownwaynesville@charter.net

July 08 - July 09: Maggie Valley Arts and Crafts Festival

50 to 100 craftsman come together for a two day event, something to please everyone. Food vendors & music.

Location: Festival Grounds

Time of event: Sat: 9am-5pm, Sun: 9am-4pm

Town: Maggie Valley

Contact Info: Maggie Valley Chamber of Commerce/CVB 828-926-1686, 800-624-4431, cmaggie@maggievalley.org

July 15: People's Concert

Celebrating all types of music, including: Raggae, country, bluegrass, jazz and the good ole' oldies! There will be arts and crafts, a children's area and refreshments.

Location: Maggie Valley Festival Grounds

Time of event: 12pm - 8pm

Town: Maggie Valley

Contact Info: Season to Season Promotions 828-627-1461

July 15: Old Crab Day

A lot of fun activity! There will be a BBQ dinner served, a bake sale, dunking tank and face painting. Thrift shop tent along with crafts, and antique cars. Be sure to catch the electing of the "Old Crab" of Cruso!

Location: Cruso Community Center, US 276 South

Time of event: 10am - 3pm

Town: Cruso

Contact Info: Cruso Friendship Club 828-648-5633, macselvidge@hotmail.com

July 17 - July 30: NC International Folk Festival - Folkmoot USA

A truly exciting and unique way to see the world! NC's Official International Festival, Folkmoot USA, has more than 350 folk dancers travel here from 10 countries. This will be the 22nd year of this colorful and entertaining event which has been named a Top 20 Event in the Southeast for 16 years. Most programs at 7:30pm, some 2pm matinees.

Location: Various locations

Time of event:

Town: Various towns in Western NC

Contact Info: 828-452-2997, 877-365-5872, info@folkmoth.com

July 27 - July 30: Folkmoot USA

Worldwide rhythms, timeless costumes make this opening of world - renowned folkdance. An event not to miss! More than 300 performers from 10 countries entertain, educate and enthrall.

Location: Western North Carolina

Time of event: Various Times and Locations

Town:

Contact Info: NC International Folk Festival, Inc. 828-452-2997, 1-800-FOLKUS, info@folkmoth.com

August**August 02 - August 30: Wenesday Evening Bicycle Rides**

Throughout the month of August, bicycle rides are planned to start each Wednesday evening. These rides will be for riders of varying skills levels and will feature a different route each Wed. A typical ride will last around 2 hrs and will be about 20-30miles in length. This will be a great way to see and experience the countryside surrounding Canton. Many of the rides will include views of the Pigeon River, Cold Mountain, and the Lake Logan area.

Location: Canton Recreation Park

Time of event: 6:00pm

Town: Canton

Contact Info: Blue Ridge Bicycle Club 648-7968, dtate@brient.com

August 03: Concert - Kate Campbell

Campbell's unique vision for song writing has earned her more comparisons to Southern authors than fellow musicians. Musical, Campbell wins comparison to the likes of Emmylou Harris, Mary Chapin Carpenter, and Nanci Griffith. Her most recent release, Blues and Lamentations, explores the blues in a way that mines the view of country, folk, gospel and pop.

Location: Colonial Theatre

Time of event: 7:00p

Town: Canton

Contact Info:

August 04 - August 05: 3rd Annual "Mater Fest"

Tomatoes are everywhere! A fun weekend of crafts, antiques, live music, and dancing. Covered wagon rides. Antique car show. Kids and teen fun zone. Miss Tomato Princess Contest. Chainsaw competition. Tomato Bash Contest. Fried Green Tomatoes and lots of other food and fun.

Location: Historic Downtown Canton

Time of event: Friday: 6pm, Saturday: all day

Town: Canton

Contact Info: FOCUS on Greater Canton Area 828-648-2572

August 04 - August 25: Mountain Street Dance

Friday evenings starting at 6:30pm, enjoy traditional mountain music, clogging demonstrations, audience participation, and refreshments.

Location: Main Street in front of County Courthouse

Time of event: 6:30-9pm

Town: Waynesville

Contact Info: 828-456-3517

August 05: Downtown Canton Walking Tour

This tour will feature a brief history of the town, commercial and residential buildings recently added to the National Register of Historic Places, and other historic locations near downtown Canton.

Location: Canton Area Historical Museum

Time of event: 1:30pm

Town: Canton

Contact Info: Town of Canton and the Canton Area Historical Museum 646-3412

August 05: Lake Logan International Triathlon

An international distance triathlon consists of a 1500 meter swim, 24 mile bike & 10K run. Over 300 athletes from across the region are expected to participate.

Location: Swimming at Lake Logan, Biking in Canton

Time of event: 7:30am

Town:

Contact Info: Glory Hound Events 828-452-5572, greg@gloryhoundevents.com

August 05: Haywood High Country Book Fair

Over 50 authors participating, visit with them, autographed books available for purchase.

Location: Haywood County Justice Center

Time of event: 9 am - 5 pm

Town: Waynesville

Contact Info: Osondu Booksellers 828-456-8062

August 10: Concert - The Whitewater Bluegrass Co.

Whitewater Bluegrass Company has been performing around the country for nearly 25 years. With a wide-range of musical talent, the band gives audiences a taste of the mountains and the beautiful music that has been played here for years, from the standards of Bluegrass music to country ballads and hillbilly swing. Band members Ted White and Marc Pruett will feature their recent documentary, Spirit of the Mountains: The Stories of Uncle Albert Burnette throughout the evening's concert.

Location: Colonial Theatre

Time of event: 7:00pm

Town: Canton

Contact Info:

August 12: Wings & Strings Festival

Will Feature a variety of national, regional and local music on two stages. Local and regional arts & crafts and buffalo style wing cook-off!

Location: Maggie Valley Festival Grounds

Time of event: 12:00 p.m. - 10:00 p.m.

Town: Maggie Valley

Contact Info: Season to Season 828.627.1461

August 13: Christmas in August

The Junaluska Singers will present a concert featuring Christmas music.

Location: Stuart Auditorium at Lake Junaluska

Time of event: 7:30pm

Town: Lake Junaluska

Contact Info: Lake Junaluska Conference Retreat Center 828-452-281, info@lakejunaluska.com

August 17 : Concert - David Holt & The Lightning Bolt

Describing their music as "old time music with a new time jolt," veteran entertainers David Holt and Laura Boosinger join with other accomplished regional musicians to present a fresh approach to Appalachian music. This concert will feature a tribute to Luke Smathers, a former Champion Mill worker and "mountain swing" fiddler whose music has inspired many, including David and Laura who spent many years as members of Luke's band. Boosinger's most recent release, *Let Me Liner*, will be heavily featured as it is primarily a tribute to Smathers' music.

Location: Colonial Theatre

Time of event: 7:00pm

Town: Canton

Contact Info:

August 18 - August 19: Bluegrass Jam

A down home event with outdoor bluegrass music, at its best, as well as food and craft booths. \$10 for adults, \$5 for ages 12-15, under 12 free. 2 day pass available for \$15.

Location: Old Fines Creek School - Fines Creek

Time of event: 7pm-midnight On Friday. 5pm-midnight on Sat

Town: Clyde

Contact Info: Fines Creek Community Association 828-627-8647

August 19: 28th Annual Maggie Valley Moonlight Race

This moonlight race brings runners from all over the world! 5k walk at 6:15, 1 mile fun run at 7:30, 8k race at 8:15, approximately 1,000 participants. Music, food, racer gear and souvenir t-shirts for sale.

Location: Maggie Valley

Time of event: 6:15pm-9:00pm

Town: Maggie Valley

Contact Info: Maggie Valley Chamber, 800-624-4431, cmaggie@maggievalley.org

August 25 - August 26: Cruso's 17th Annual Quilt Show

Quilt show features antique quilts, hand and machined quilted quilts, wall hangings and wearable art. Quilts & other handmade items will be for sale. 2006 Donation Quilt "Grandmother's Fan" on display. Also available - Scissor & knife sharpening.

Location: Cruso Community Center-US 276 South

Time of event: 8/25-10am-6pm; 8/26-10am-4pm

Town: Cruso

Contact Info: Cruso Friendship Club 828-648-5633, 828-235-8818, macselvidge@hotmail.com

August 25 - September 03: Hart Theatre presents "Sly Fox"

Adults \$15-\$18, Seniors \$12-\$15, Students \$6-\$8.

Location: Performing Arts Center at the Shelton House

Time of event: 7:30pm weeknights & Sat, 3:00pm on Sun.

Town: Waynesville

Contact Info: Haywood Arts Regional Theatre 828-456-6322, hartthea@bellsouth.net

August 25 - August 26: Annual Cruso Friendship Community Quilt Show

Featuring handmade quilts, new, old and wall hangings, made by the ladies of the community.

Location: Highway 276 - The Old Cruso School

Time of event: Friday 10am-6pm and Saturday 10am-4pm.

Town: Cruso

Contact Info: Cruso Friendship Club 828-253-8111

August 26: Eaglenest Entertainment Presents Class of the 70's

A performance featuring Ambrosia, Gary Wright, Stephan Bishop and John Ford Coley.

Location: Eaglenest Entertainment

Time of event: 8:00 pm

Town: Maggie Valley

Contact Info: Eaglenest Entertainment 828-926-9658, info@eaglenestnc.com

August 27: Canton Labor Day History Program

The Town of Canton and the Canton Area Historical Museum will be sponsoring a multimedia presentation illustrating the unique history of Canton and its celebration of Labor Day. The program is approx 30-45 minutes. Residents are also invited to tour the museum after the program.

Location: Colonial Theater in downtown Canton

Time of event: 3:30pm

Town: Canton

Contact Info: The Town of Canton and the Canton Area Historical Museum 646-3412

August 27: Downtown Canton Walking Tour

This tour will feature a brief history of the town, commercial and residential buildings recently added to the National Register of Historic Places, and other historic locations near downtown Canton.

Location: Canton Area Historical Museum

Time of event: 1:30pm

Town: Canton

Contact Info: Town of Canton and the Canton Area Historical Museum 646-3412

August 31: Concert - The Tim O'Brien Band

Noted as a singer of unusual clarity and originality, a self-taught multi-instrumentalist, and a talented songwriter, O'Brien has made a lasting mark on bluegrass music, as well as the wider ranging "Americana" genre, though his innate musicianship and wide-ranging tastes. O'Brien's newest release, Fiddler's Green, won the prestigious "Best Traditional Folk Album" category at the 2006 Grammy awards. A unique opportunity presents itself with this concert in that the Town of Canton is home to the real Cold Mountain, where the novel that inspired Tim's Songs from the Mountain album is based. Acknowledging and celebrating O'Brien's connection to this are through the Songs from the Mountain project and his appreciation of Appalachian heritage provides an important opportunity for closing the concert series.

Location: Colonial Theatre

Time of event: 7:00pm

Town: Canton

Contact Info:

August 31 - September 04: Annual Canton Labor Day Celebration & Parade

Food, Music, Crafts, Parade.

Location: Canton Recreation Park

Time of event:

Town: Canton

Contact Info: Town of Canton 828-646-3412

September**September 01: Paper Bowl 2006**

Community Tailgate Party from 3:00p-6:30p Canton Armory Grounds Pisgah vs. Tuscola Football Game Kickoff 7:00pm-Pisgah Memorial Stadium Charlies Daniels Band 10:00pm Concert Pisgah Memorial Stadium End Zone

Location: Canton Armory Grounds/Pisgah Memorial Stadium
Time of event: 3:00-
Town: Canton
Contact Info: Town of Canton/Ken Wilson Ford/Blue Ridge Paper

September 01 - September 02: 34th Annual Smoky Mountain Folk Festival

This festival offers two nights of the finest traditional music and dance of the Southern Appalachian region. The festival will include fiddlers, banjo players, string bands and a square dancing teams. \$10 at the door/\$7.50 in advance. Children 12 and under free. Please visit www.smokymountainfolkfestival.com for more info!

Location: Stuart Auditorium, Lake Junaluska
Time of event: 5:00pm-11:00pm
Town: Lake Junaluska
Contact Info: HCTDA/HCAC 828-452-1688, jsq@asap-com.com

September 01 - October 31: Fall Days & Pumpkin Trail

Businesses throughout the Valley decorate for fall with straw bales, pumpkins, mums and scarecrows. Many enter the Pumpkin Trail contest for judging in different categories plus the People's Choice award.

Location: Throughout the Town
Time of event:
Town: Maggie Valley
Contact Info: 828-926-1686, 800-624-4431, cmaggie@maggievalley.org

September 04: Canton Labor Day History Programs

The Town of Canton and the Canton Area Historical Museum will be sponsoring a multimedia presentation illustrating the unique history of Canton and its celebration of Labor Day. The program is approx 30-45minutes. Residents are also invited to tour the museum after the program.

Location: Canton Area Historical Museum
Time of event: 3:30pm
Town: Canton
Contact Info: Patrick Willis 646-3412

September 08 - September 10: Thunder in the Smoky's Rally

Motorcycle show; Vendors; Live music; Bike games; Malt beverages will be served.

Location: Maggie Valley Festival Grounds
Time of event: 9:00am - 11:00pm
Town: Maggie Valley
Contact Info: Handlebar Corral Promotions 828-926-5597

September 15 - September 17: Mountain Fall Classic Bridge Tournament

This Bridge Tournament is for all bridge players, regardless of the number of master points.

Location: Waynesville Old Armory Recreation Center
Time of event: 10:30am / 3:30pm
Town: Waynesville
Contact Info: Smoky Mountain Duplicate Bridge Club/Waynesville Parks & Rec. Dept 828-456-3581, mfeichter@aol.com

September 15 - September 16: Fall Rally in the Valley

Enjoy this annual Harley Rally in beautiful Maggie Valley.

Location: Maggie Valley Festival Grounds
Time of event:
Town: Maggie Valley
Contact Info: Maggie Valley Chamber of Commerce 828-926-1686, 800-624-4431, cmaggie@maggievalley.org

September 25 - October 02: 2006 Haywood County Fair

A traditional county fair with carnival rides and special events.

Location: Haywood County Fairgrounds

Time of event:

Town: Waynesville

Contact Info: HCAACA 828-456-8113

September 29 - September 30: 3rd Annual WNC BBQ Festival

BBQ Cook-off, Non-Stop Entertainment, Arts & Crafts, Children's Fun Park, Food Vendors, and Dessert Contest, BBQ Sauce Contest, Budweiser Beer,

Location: Maggie Valley Festival Grounds

Time of event: 12pm-10pm Friday, 10am-10pm Saturday

Town: Maggie Valley

Contact Info: Maggie Valley Chamber of Commerce 828.926.1686, cmaggie@maggievalley.org

September 30 - October 01: Maggie Valley Sidewalk Craft Fair

Crafters & vendors selling their goods along the sidewalk.

Location: Along Highway 19 in Maggie Valley

Time of event: 9:00am-5:00pm

Town: Maggie Valley

Contact Info: A Holiday Motel 828-926-1186, holidaymotel@charter.net

October

October 05 - October 07: High Country Quilt Show

Enjoy this luncheon and quilt show featuring new and antique quilts.

Location: Community Center

Time of event: 9am-5pm

Town: Maggie Valley

Contact Info: 828-926-6003

October 07 - October 29: Fall Parade of Homes

Saturdays & Sundays throughout the month of October - showcasing some of the best built homes in Haywood County.

Location: Throughout Haywood

Time of event: Sat: 10am-5pm/Sun: 1-5pm

Town: Home Builders Association of Haywood

Contact Info: Home Builders Association of Haywood County 828-454-0221, hbahaywood@myexcel.com

October 13 - October 14: Junaluska Singers Fall Concerts

Junaluska Singers perform fall concerts which include a variety of music.

Location: Stuart Auditorium at Lake Junaluska

Time of event: 7:30pm

Town: Lake Junaluska

Contact Info: Lake Junaluska Conference Center 828-452-2881, info@lakejunaluska.com

October 14: 13th Annual Half Marathon & 5K Race

A 5K race & a half marathon race both starting at 8:30am on Sat, Oct 14. Both races begin and end on the Bethel Middle School Campus. Prizes will be awarded in numerous age groups.

Location: Bethel Middle School Campus

Time of event: Saturday 8:30am

Town: Bethel

Contact Info: Bethel Rural Community Organization 828-648-6068

October 14 - October 15: Annual Autumn Leaves Arts and Crafts Show

Indoor show featuring work of 50+ artists and craftsmen, many from the local area. No admission or parking fees. Concessions available.

Location: Haywood County Fairgrounds

Time of event: 9am-5pm

Town: Lake Junaluska

Contact Info: Blue Ridge Artists & Crafters Assoc., showdirector@braca.org

October 14: Church Street Art and Craft Show

Main Street is transformed into an art and craft marketplace for this one day event. A juried show, widely known as the finest one day event in the region. Mountain music, clogging, entertainment and food. Free event.

Location: Main Street

Time of event: 10am-5pm

Town: Waynesville

Contact Info: DWA 828-456-3517, downtownwaynesville@charter.net

October 21: North Hominy Apple Festival

Come and choose from hundreds of apple pies and learn how to prepare apple butter in copper pots! A country breakfast will be served.

Location: North Hominy Community Center

Time of event: 7:00am - 2:00pm

Town: Canton

Contact Info: North Hominy Community Club 828-648-5397

October 21: 18th Annual Apple Harvest Festival

An apple harvest celebration complete with live music, handmade crafts, apple treats and locally grown apples!

Location: Main Street

Time of event: 10:00am - 5:00pm

Town: Waynesville

Contact Info: HCCC/DWA/HC Apples Growers Assoc. 828-456-3021, 877-456-3073, chamber@haywood-nc.com

October 21 - October 22: 22nd Annual Fall Leaves Art and Craft Show

An indoor show featuring handmade items by over fifty local craftspeople. Free admission, free parking.

Location: Haywood County Fairgrounds

Time of event: 9:00am - 5:00pm

Town: Waynesville

Contact Info: Blue Ridge Artists & Crafters Assoc., showdirector@braca.org

October 27 - October 29: Clogging Hall of Fame Competition

National clogging team and individual competition for awards and recognition.

Location: Stompin grounds

Time of event:

Town: Maggie Valley

Contact Info: Maggie Valley Chamber of Commerce 828-926-1686, 800-624-4431, cmaggie@maggievalley.org

October 28 - October 29: Maggie Valley Arts and Crafts Festival

Local and regional homemade arts and crafts. Live entertainment, hourly raffles and food.

Location: Festival Grounds

Time of event: 9am-5pm

Town: Maggie Valley

Contact Info: Maggie Valley Chamber of Commerce 828-926-1686, 800-624-4431,
cmaggie@maggievalley.org

October 31: HOCUS POCUS - Halloween Fun

An evening of family fun with games, music and dancing! There will also be story telling, a costume contest, carved pumpkin contest and a magic broom race!

Location: Historic downtown Canton

Time of event: 4:00pm - 10:00pm

Town: Canton

Contact Info: FOCUS on Greater Canton Area 828-648-2527

November

November 04 - November 05: Maggie Valley Sidewalk Craft Fair

Crafters & vendors selling their goods along the sidewalk.

Location: Along Highway 19 in Maggie Valley

Time of event: 9:00am-5:00pm

Town: Maggie Valley

Contact Info: Maggie Valley Lodge Association 828-926-1186, holidaymotel@charter.net

November 10 - November 19: HART Theatre presents "Orpheus Descending"

Haywood Arts Regional Theatre production. \$15-\$18, Seniors \$12-\$15, Students \$6-\$8.

Location: Performing Arts Center at The Shelton House

Time of event: Evenings at 7:30; Sundays at 3 pm

Town: Waynesville

Contact Info: Haywood Arts Regional Theatre 828-456-6322, hartthea@bellsouth.net

November 10 - November 12: SPOTLIGHTS Youth Theatre presents

"The Golden Goose." \$4 for adults and \$2 for students.

Location: Haywood Community College Auditorium

Time of event: Fri. & Sat. at 7pm, Sun. at 3pm

Town: Clyde

Contact Info: Spotlights Youth Theatre 828-456-8983

November 15: Ornament Contest

An ornament making contest open to children of all ages! Prizes and details are available at Towne Square.

Location: Towne Square

Time of event:

Town: Waynesville

Contact Info: Towne Square 828-454-0235, townesquare@aol.com

November 18: Christmas Tree Lighting at Towne Square

The Mayor of Waynesville will be on hand to officially light the Christmas tree, kicking off the season!

Location: Towne Square

Time of event: 7:00pm

Town: Waynesville

Contact Info: Towne Square 282-454-0235, townesquare@aol.com

November 19: Holiday Open House

A holiday tradition on Main Street. A variety of shops open their doors and invite everyone to enjoy the sights, scents and sounds as the holiday season begins in our festively decorated shops.

Location: Downtown Waynesville

Time of event: Noon-5 pm

Town: Waynesville

Contact Info: Downtown Waynesville Association 828-456-3517,
downtownwaynesville@charter.net

November 24 - November 25: Christmas Crafts and Greens Fair

Christmas decorations and other handmade holiday crafts. Food and drink available. Free parking. Handicapped accessible.

Location: Community Center

Time of event: 9am-4pm

Town: Maggie Valley

Contact Info: 828-926-3969

November 24: Christmas Open House at Lambuth Inn

Open house and dinner with all Christmas decorations on display.

Location: Lambuth Inn at Lake Junaluska

Time of event: 5:00 pm

Town: Lake Junaluska

Contact Info: Lake Junaluska Conference Center 828-452-2881, info@lakejunaluska.com

November 25 - December 16: Pictures with Santa

Santa will be available for pictures every Saturday from mid-November to mid-December.

Location: Towne Square

Time of event: 12-4pm

Town: Waynesville

Contact Info: Towne Square 828-454-0235, townesquare@aol.com

November 27: Waynesville Christmas Parade

Enjoy a charming Holiday Parade with a ton of local creativity. The parade will include 3 bands, fire trucks, horses and organizations from throughout the town!

Location: Main Street - Downtown

Time of event: 4:00 pm

Town: Waynesville

Contact Info: Downtown Waynesville Association 828-456-3517,
downtownwaynesville@charter.net

December

December 02: Children's Shopping Spree at Santa's Store

A store just for kids to shop for their siblings, parents, grandparents, etc. Free gift wrapping and tags. Santa will be there with goodies for the kids. Free parking and admission. Handicapped accessible.

Location: Community Center

Time of event: 1pm-3pm

Town: Maggie Valley

Contact Info: Christmas-in-the-Valley Committee 828-926-3969

December 02: Maggie Valley Christmas Parade

An impressive ensemble of floats, bands, choirs and local businesses parade through Maggie Valley! Mr. & Mrs. Claus along with county officials kick off the holiday season in Maggie Valley!

Location: Soco Rd. (between Ghost Town and Festival Grounds)

Time of event: 6:00pm

Town: Maggie Valley

Contact Info: Maggie Valley Chamber of Commerce 828-926-1686, cmaggie@maggievalley.org

December 08 - December 09: Appalachian Christmas

Junaluska Singers Christmas Concert- 7:30pm Friday & Saturday at 2:30pm.. Craft show-Harrell Center- 9:00am Saturday. Christmas Entertainment- 7:30pm Sat. \$11 per person.

Location: Lake Junaluska

Time of event: Friday Dec. 8th 7:30 pm / Saturday Dec 9th 2

Town:

Contact Info: Lake Junaluska Conference Center 828-452-2881, info@lakejunaluska.com

December 31: 3rd Annual New Year's Eve Ball

Bring in the New Year with Towne Square! There will be food, music, dancing, party favors and a champagne toast at midnight.

Location: Towne Square

Time of event: 8:30pm - 1:00am

Town: Waynesville

Contact Info: Towne Square 282-454-0235, townesquare@aol.com

APPENDIX B

Haywood County Recreation and Parks Survey

HAYWOOD COUNTY RECREATION AND PARKS SURVEY

Haywood County Recreation and Parks Department

Fall 2005

1. Which of the following activities and services do you think is/are important for public parks and recreation agencies to provide? (Check all that apply)

- | | |
|---|---|
| <input type="checkbox"/> Improved physical and mental health | <input type="checkbox"/> Fun for participants and observers |
| <input type="checkbox"/> Attraction for new business | <input type="checkbox"/> Positive change in personal attitude |
| <input type="checkbox"/> Structure and supervision for children & youth | <input type="checkbox"/> Increase in community pride |
| <input type="checkbox"/> Improve quality of life | <input type="checkbox"/> Increase in tourism |
| <input type="checkbox"/> Accessible places to enjoy nature | <input type="checkbox"/> Cultural education |
| <input type="checkbox"/> Positive alternatives to unfavorable behavior | <input type="checkbox"/> Others (specify) _____ |

2. Please check specific recreation activities in the following categories in which members of your household **currently** participate within Haywood County.

| | | | |
|--|--|--|---|
| GAMES <input type="checkbox"/> Horseshoes <input type="checkbox"/> Shuffleboard <input type="checkbox"/> Table tennis <input type="checkbox"/> Badminton <input type="checkbox"/> Billiards <input type="checkbox"/> Croquet <input type="checkbox"/> Archery <input type="checkbox"/> Miniature golf <input type="checkbox"/> Bocce <input type="checkbox"/> Other _____ SPORTS <input type="checkbox"/> Golf <input type="checkbox"/> Soccer <input type="checkbox"/> Tennis <input type="checkbox"/> Basketball <input type="checkbox"/> Outdoor basketball <input type="checkbox"/> Cheerleading <input type="checkbox"/> Skateboarding <input type="checkbox"/> Swimming <input type="checkbox"/> Football <input type="checkbox"/> Volleyball <input type="checkbox"/> Racquetball <input type="checkbox"/> Baseball <input type="checkbox"/> Softball <input type="checkbox"/> Roller hockey <input type="checkbox"/> Other _____ | PASSIVE OUTDOOR PURSUITS <input type="checkbox"/> Walking/Trails <input type="checkbox"/> Gardening <input type="checkbox"/> Visiting nature parks <input type="checkbox"/> Rustic cabin rental <input type="checkbox"/> Other _____ ACTIVE OUTDOOR PURSUITS <input type="checkbox"/> Hiking/Trails <input type="checkbox"/> Running/Jogging/Walking <input type="checkbox"/> Biking/Cycling <input type="checkbox"/> Fishing <input type="checkbox"/> Hunting <input type="checkbox"/> Canoeing <input type="checkbox"/> Rafting <input type="checkbox"/> Horseback riding <input type="checkbox"/> Other _____ FITNESS ACTIVITIES <input type="checkbox"/> Weight lifting <input type="checkbox"/> Exercise/Aerobics <input type="checkbox"/> Wellness Classes/Training <input type="checkbox"/> Pilates <input type="checkbox"/> Yoga <input type="checkbox"/> Tai Chi <input type="checkbox"/> Other _____ | INSTRUCTIONAL CLASSES <input type="checkbox"/> Arts/Crafts <input type="checkbox"/> Ceramics/Pottery <input type="checkbox"/> Sewing <input type="checkbox"/> Quilting <input type="checkbox"/> Scrap book designing <input type="checkbox"/> Stain glass work <input type="checkbox"/> Other _____ RECREATION PROGRAMS <input type="checkbox"/> After school program <input type="checkbox"/> Summer day camp <input type="checkbox"/> Karate classes <input type="checkbox"/> Tumbling classes <input type="checkbox"/> Gymnastics <input type="checkbox"/> Preschool programs <input type="checkbox"/> Teen programs <input type="checkbox"/> Computer lab <input type="checkbox"/> Senior adult <input type="checkbox"/> Dance <input type="checkbox"/> Other _____ NATURE/ENVIRONMENT OBSERVATION <input type="checkbox"/> Bird watching <input type="checkbox"/> Nature walk <input type="checkbox"/> Nature Activities/Programs <input type="checkbox"/> Environmental education <input type="checkbox"/> Other _____ | PARKS <input type="checkbox"/> Picnics <input type="checkbox"/> Leisurely visits <input type="checkbox"/> Shelter use <input type="checkbox"/> Playground use <input type="checkbox"/> Dog Walking/Playing <input type="checkbox"/> Other _____ ARTS/LIBRARY <input type="checkbox"/> Drama/Theatre/Community <input type="checkbox"/> Theatre/Plays <input type="checkbox"/> Art/Art shows <input type="checkbox"/> Concerts <input type="checkbox"/> Library visits <input type="checkbox"/> Library reading program <input type="checkbox"/> Library summer reading <input type="checkbox"/> Programs for disabled <input type="checkbox"/> Senior programs <input type="checkbox"/> Other _____ SPECIAL EVENTS <input type="checkbox"/> Special Olympics <input type="checkbox"/> Senior Games <input type="checkbox"/> Other _____ |
|--|--|--|---|

3. What types of recreation activities do members of your household regularly participate in **outside** of Haywood County, and where does this participation occur?

| | |
|----------------|-----------------------------|
| Activity _____ | Organization/Location _____ |
| Activity _____ | Organization/Location _____ |
| Activity _____ | Organization/Location _____ |

(OVER)

4. List specific activities that members of your household would like to see provided by Haywood County Recreation and Parks. _____

5. Check the recreation facilities which you or members of your household have used in the past year.

| | |
|--|---|
| <input type="checkbox"/> Waynesville Recreation Center | <input type="checkbox"/> Allens Creek Park |
| <input type="checkbox"/> Old Armory Recreation Center | <input type="checkbox"/> Waynesville Recreation Park |
| <input type="checkbox"/> Haywood Regional Fitness Center | <input type="checkbox"/> Vance Street Park |
| <input type="checkbox"/> Lake Junaluska Assembly | <input type="checkbox"/> Fines Creek Community Center |
| <input type="checkbox"/> Maggie Valley Community Center | <input type="checkbox"/> Maggie Valley Pavilion |
| <input type="checkbox"/> Pigeon Community Center | <input type="checkbox"/> Cruso Community Center |
| <input type="checkbox"/> Canton Recreation Park | <input type="checkbox"/> Clyde Park |
| <input type="checkbox"/> Canton Senior Center | <input type="checkbox"/> Other _____ |

6a. How often would members of your household use the following facilities if they were available **within Haywood County**? (Estimated drive time 5-35 minutes) Please respond to all.

| | Once/week or More than once | Less than once/week but greater than once/month | Less than once a month | Never |
|---|-----------------------------------|--|------------------------------|-------|
| Neighborhood Park (playground, ball field, picnic shelter, etc.) | | | | |
| Community Park (community center, gym, ball fields, etc.) | | | | |
| District Park (large nature area, play fields, water resource, etc.) | | | | |
| Dog Park | | | | |
| Greenway trail (Equestrian, jogging, cycling, etc.) | | | | |
| Sports Complex (multiple ball fields, rec. center, concession, etc.) | | | | |
| Public Golf Course (classes, activities, etc.) | | | | |
| Public outdoor swimming pool | | | | |
| Senior Center | | | | |
| Skate Park | | | | |
| Amphitheater | | | | |
| BMX Track | | | | |
| Roller Hockey Rink | | | | |
| Indoor Soccer Facility | | | | |

6b. Which of the **above** facilities has the highest priority for your household? (Please choose only one)

7. Please indicate need for the following facilities in order of priority.

(1=first priority 6=lowest priority).

| | |
|-------|---|
| _____ | Provide more athletic fields for play and practice |
| _____ | Renovation of existing facilities located at school sites (including reconfiguration to allow for maximum and varied usage) |
| _____ | Concentrate efforts on acquiring, developing and maintaining a few large, multi-use parks so that all regions of the county have access to a park within reasonable distance. |
| _____ | Acquire, develop and maintain many small park areas and playgrounds so that recreation areas are within walking/biking distance |
| _____ | Provide an athletic field with artificial turf |
| _____ | Other – please explain _____ |

8. Check the appropriate spaces if you would like to see Haywood County Recreation and Parks increase its activities for the following groups during the following times.

| Group | Weekdays between 8 am to 3 pm | Weekdays between 3 pm to 6 pm | Weekdays after 6 pm | Weekends |
|----------------------------|----------------------------------|----------------------------------|------------------------|----------|
| Young Children (5 & under) | | | | |
| Children (6-14) | | | | |
| Youth (15-20) | | | | |
| Young Adults (21-34) | | | | |
| Adults (35-65) | | | | |
| Seniors (over 65) | | | | |

Check the line that best describes your feeling on the following statements:

9. "The existing facilities and activities for Haywood County residents are adequate and meet the needs of my household."

___ Strongly Agree ___ Agree ___ Undecided ___ Disagree ___ Strongly Disagree

10. "Facilities and activities provided by Haywood County Recreation and Parks are equally accessible to all citizens regardless of age, race, religion, gender, national origins, or physical ability."

___ Strongly Agree ___ Agree ___ Undecided ___ Disagree ___ Strongly Disagree

11. "Current recreation facilities at schools should be more accessible to the public during non-school use."

___ Strongly Agree ___ Agree ___ Undecided ___ Disagree ___ Strongly Disagree

12. "New recreation facilities should be developed at existing and new school sites for use by the public."

___ Strongly Agree ___ Agree ___ Undecided ___ Disagree ___ Strongly Disagree

13. "I would be in favor of greenway development (which includes trails for walking, biking, and running) that would interconnect many areas, parks, and school facilities."

___ Strongly Agree ___ Agree ___ Undecided ___ Disagree ___ Strongly Disagree

14. "I would be in favor of new or increasing existing financial methods to expand facilities of Haywood County Recreation and Parks."

___ Strongly Agree ___ Agree ___ Undecided ___ Disagree ___ Strongly Disagree

15. How should Haywood County finance new recreation facilities? (Check all lines you feel appropriate to use.)

___ County-wide recreation tax ___ Parks and recreation bond issue ___ Does not apply
 ___ Property tax ___ Land development impact fees ___ Other _____
 ___ Grant money ___ Participation fees

16. Check the line that describes how you perceive the need for new or improved recreation facilities and recreation activities for your community.

___ Of extreme importance ___ Of some importance ___ Of no importance ___ Undecided

17. What means of transportation do you usually use to get to a park or recreation facility?

___ Vehicle ___ Bike ___ Walk ___ Other (specify) _____

18. How far would you be willing to travel from your home to use Haywood County Recreation and Parks facilities?

___ 1-5 miles ___ 6-10 miles ___ 11-15 miles ___ greater than 15 miles

(OVER)

19. How far would you be willing to travel from your home to participate in Haywood County Recreation and Parks programs/activities?

☐ 1-5 miles ☐ 6-10 miles ☐ 11-15 miles ☐ greater than 15 miles

20. How far would you be willing to travel from your home for your child to participate in youth sports?

☐ 1-5 miles ☐ 6-10 miles ☐ 11-15 miles ☐ greater than 15 miles

21. Please identify how you were most recently informed about activities offered by Haywood County Recreation and Parks (check all that apply).

☐ Family/Friends ☐ School Fliers ☐ County Website
☐ The Mountaineer ☐ The Asheville Citizen-Times ☐ Smoky Mountain News
☐ Government Access Channel ☐ Other _____

22. Check the racial/ethnic group that best describes your household.

☐ African American ☐ Caucasian ☐ Asian/Pacific Islander ☐ Latino/Hispanic
☐ Native American ☐ Interracial ☐ Other (please specify) _____

23. Tell us about yourself:

Gender: ☐ Male ☐ Female

Age: ☐ 18-29 ☐ 30-44 ☐ 45-59 ☐ 60+

24. Please indicate the number of individuals residing in your household in the following age groups:

☐ 0-5 ☐ 6-14 ☐ 15-20 ☐ 21-34 ☐ 35-64 ☐ 65+

Total number in your household _____

25. I live in Haywood County and I am a:

☐ Year-Round Resident ☐ Seasonal Resident ☐ How long?

26. In Haywood County I live:

☐ Within a town ☐ Outside town limits

27. Please check the appropriate name of town or township in which you reside:

☐ Cataloochee ☐ Fines Creek ☐ White Oak ☐ Jonathan Creek
☐ Iron Duff ☐ Crabtree ☐ Clyde ☐ Maggie Valley
☐ Beaverdam ☐ Waynesville ☐ Canton ☐ Cruso
☐ Bethel

28. Please share any comments or thoughts you may have regarding parks and recreation activities and/or facilities. _____

PLEASE RETURN COMPLETED SURVEY BY NOVEMBER 4, 2005.

- Fold and tape survey so the address is on the outside of survey and mail to address shown, OR
- Fax to 828-452-3351, OR
- Drop it by the recreation office at Annex II, 1233 N. Main St., located across the street from the Haywood County Board of Education in Waynesville.

THANK YOU FOR YOUR TIME!

Dear Survey Participant,

Haywood County is developing a long-range plan for Parks and Recreation and we need your help. Your input is critical in helping us meet the needs of our growing community. Please take a few moments of your time to provide us with your opinions on recreation programs and facilities throughout our county. You should be eighteen years of age or older to respond to the survey and only one survey per household should be completed and submitted. After you complete this survey, please follow the instructions at the end.

The County Commissioners are committed to improving the quality of life for the residents of Haywood County and feel recreation programs and facilities are an important part of their long-range plans. We appreciate your participation in this survey and invite you to contact us at 828-452-6789 if you have any questions.

Sincerely,

Jack Horton
Haywood County Manager

Claire Stewart
Haywood County Recreation and Parks Director

_____Fold on this line to return survey_____

| |
|---|
| Please Place Postage Stamp Here |
|---|

Haywood County Recreation and Parks Department
1233 N. Main St., Box 11
Waynesville, NC 28786

APPENDIX B

Tabulated Responses

TABULATED RESPONSES

The following are tabulated responses for the 276 surveys collected during the fall of 2005. Written responses have been typed, sorted, and grouped into categories beginning on page 8. Tabulated responses for survey questions 22 through and including question 27 are reported here first in order to provide demographic background information on the population that participated in the Haywood County Recreation and Parks survey.

Q 22. Check the racial/ethnic group that best describes your household.

| | | | |
|------------------------|--------------|----------------------------|------------|
| Caucasian ----- | 245 or 87.5% | Interracial ----- | 1 or 0.4% |
| Native American ---- | 15 or 5.4% | Asian/Pacific Islander --- | 0 or 0% |
| African American ----- | 4 or 1.4% | Other ----- | 3 or 1.1% |
| Latino/Hispanic ----- | 1 or 0.4% | No Response ----- | 11 or 3.9% |

FOR WRITTEN RESPONSES TO OTHER: See Page 15

Q 23. Tell us about yourself:

| | | | | | |
|----------------|-------------------|--------------|-------------|-------------------|-------------|
| Gender: | Male ----- | 62 or 22.5% | Age: | 18 to 29 ----- | 21 or 7.6% |
| | Female ----- | 180 or 65.2% | | 30 to 44 ----- | 72 or 26.1% |
| | No Response ----- | 34 or 12.3% | | 45 to 59 ----- | 96 or 34.8% |
| | | | | Over 60 ----- | 80 or 29.0% |
| | | | | No Response ----- | 7 or 2.5% |

Q 24. Please indicate the number of individuals residing in your household in the following age groups.

The data collected for this question are not consistent or reliable. The question confused most respondents. Many, for example, put a check mark to indicate other individuals residing within their household, but not the number of household members.

Q 25. I live in Haywood County and I am a:

| | |
|--------------------------|--------------|
| Year-Round Resident ---- | 262 or 94.9% |
| Seasonal Resident ----- | 10 or 3.6% |
| No Response ----- | 4 or 1.4% |

Q 26. In Haywood County I live:

| | |
|---------------------------|--------------|
| Within a town ----- | 67 or 24.3% |
| Outside town limits ----- | 192 or 69.6% |
| No Response ----- | 17 or 6.2% |

Q 27. Please check the appropriate name of town or township in which you reside:

| | | | |
|--------------------|-------------|----------------------|--------------|
| Allens Creek*----- | 1 or 0.4% | Iron Duff ----- | 7 or 2.5% |
| Balsam*----- | 1 or 0.4% | Jonathan Creek ---- | 15 or 5.4% |
| Beaverdam ----- | 11 or 4.0% | Lake Junaluska*----- | 10 or 3.6% |
| Bethel ----- | 17 or 6.2% | Maggie Valley ----- | 10 or 3.6% |
| Canton ----- | 28 or 10.1% | North Homing* -- -- | 1 or 0.4% |
| Cataloochee ----- | 0 or 0% | Saunook*----- | 1 or 0.4% |
| Clyde ----- | 32 or 11.6% | Waynesville ----- | 103 or 37.3% |
| Crabtree ----- | 15 or 5.4% | White Oak ----- | 1 or 0.4% |
| Cruso ----- | 6 or 2.2% | No Response ----- | 8 or 2.9% |
| Fines Creek ----- | 9 or 3.3% | | |

Note: "*" indicates a community that was not listed but was written down by respondents
For written responses: See Page 15.

Q 1 Which of the following activities and services do you think is/are important for public parks and recreation agencies to provide? (Check all that apply)

Note: There were 262 responses to this question and percentages listed below are based on this number

| | |
|---|---|
| 205 or 78 2% - Improved physical and mental health | 198 or 75 6% - Fun for participants and observers |
| 100 or 38 2% - Attraction for new business | 104 or 39 7% - Positive change in personal attitude |
| 203 or 77 5% - Structure and supervision for children & youth | 168 or 64 1% - Increase in community pride |
| 170 or 64 9% - Improve quality of life | 58 or 22 1% - Increase in tourism |
| 203 or 77 5% - Accessible places to enjoy nature | 87 or 33 2% - Cultural education |
| 127 or 48 5% - Positive alternatives to unfavorable behavior | 14 or 5 3% - Others (specify) |

FOR WRITTEN RESPONSES TO OTHERS: See Page 8

Q 2. Please check specific recreation activities in the following categories in which members of your household currently participate within Haywood County

Notes: Percentages listed below are based on the number of respondents to each item, e g , GAMES (93).
Most respondents checked more than one.

| | | | |
|---|--|---|--|
| GAMES (93) 43 0% Horseshoes 16 1% Shuffleboard 19 4% Table tennis 20 4% Badminton 18 3% Billiards 15 1% Croquet 15 1% Archery 65 6% Miniature golf 7 5% Bocce 4 3% Other _____ SPORTS (176) 29 5% Golf 33 0% Soccer 18 2% Tennis 41 5% Basketball 19 9% Outdoor basketball 7 4% Cheerleading 9 7% Skateboarding 52 8% Swimming 22 7% Football 15 9% Volleyball 9 7% Racquetball 19 9% Baseball 25 6% Softball 1 7% Roller hockey 7 4% Other _____ | PASSIVE OUTDOOR PURSUITS (227) 93 8% Walking/Trails 55 5% Gardening 46 3% Visiting nature parks 14 1% Rustic cabin rental 1 3% Other _____ ACTIVE OUTDOOR PURSUITS (229) 62 0% Hiking/Trails 65 5% Running/Jogging/Walking 32 8% Biking/Cycling 49 8% Fishing 20 1% Hunting 10 9% Canoeing 14 8% Rafting 19 7% Horseback riding 2 2% Other _____ FIITNESS ACTIVITIES (165) 53 3% Weight lifting 78 8% Exercise/Aerobics 29 7% Wellness Classes/Training 12 7% Pilates 14 5% Yoga 7 3% Tai Chi 4 2% Other _____ | INSTRUCTIONAL CLASSES (100) 64 0% Arts/Crafts 32 0% Ceramics/Pottery 23 0% Sewing 25 0% Quilting 33 0% Scrap book designing 17 0% Stain glass work 13 0% Other _____ RECREATION PROGRAMS (107) 39 3% After school program 38 3% Summer day camp 15 0% Karate classes 11 2% Tumbling classes 19 6% Gymnastics 22 4% Preschool programs 25 2% Teen programs 20 6% Computer lab 27 1% Senior adult 36 4% Dance 5 6% Other _____ NATURE/ENVIRONMENT OBSERVATION (121) 45 4% Bird watching 76 0% Nature walk 40 5% Nature Activities/Programs 30 6% Environmental education 1 7% Other _____ | PARKS (205) 74 6% Picnics 51 7% Leisurely visits 40 5% Shelter use 52 2% Playground use 30 7% Dog Walking/Playing 1 5% Other _____ ARTS/LIBRARY (206) 48 1% Drama/Theatre/Comm Theatre/Plays 25 7% Art/Art shows 35 0% Concerts 79 1% Library visits 18 9% Library reading prog 15 5% Library summer read 14 1% Programs for disabled 12 6% Senior programs 1 9% Other _____ SPECIAL EVENTS (49) 75 5% Special Olympics 55 1% Senior Games 0 0% Other _____ For written responses to Other(s): See Page 9 |
|---|--|---|--|

Q 3. What types of recreation activities do members of your household regularly participate in outside of Haywood County, and where does this participation occur?

SEE WRITTEN RESPONSES: Page 9

Q 4. List specific activities that members of your household would like to see provided by Haywood County Recreation & Parks.

SEE WRITTEN RESPONSES: Page 11

Q 5. Check the recreation facilities which you or members of your household have used in the past year

Note: There were 264 responses to this question and percentages listed below are based on this number

| | |
|--|--|
| 167 or 63 3% - Waynesville Recreation Center | 64 or 24.2% - Allens Creek Park |
| 62 or 23 5% - Old Armory Recreation Center | 147 or 55 7% - Waynesville Recreation Park |
| 120 or 45 5% - Haywood Regional Fitness Center | 82 or 31 1% - Vance Street Park |
| 147 or 55 7% - Lake Junaluska Assembly | 16 or 6 1% - Fines Creek Comm. Center |
| 17 or 6 4% - Maggie Valley Community Center | 19 or 7 2% - Maggie Valley Pavilion |
| 9 or 3 4% - Pigeon Community Center | 14 or 5 3% - Cruso Community Center |
| 78 or 29 5% - Canton Recreation Park | 14 or 5 3% - Clyde Park |
| 2 or 0 8% - Canton Senior Center | 12 or 4 5% - Other _____ |

FOR WRITTEN RESPONSES TO OTHER: See Page 14

Q 6a How often would members of your household use the following facilities if they were available within Haywood County? (Estimated drive time 5-35 minutes) Please respond to all

Note: Percentages listed below are based on the number of respondents to each item, e.g.,
Neighborhood Park (208)

| Park/Trail/Facility | Once/week or More than once | Less than once/week but greater than once/ month | Less than once a month | Never |
|------------------------------------|-----------------------------------|--|------------------------------|-------|
| Neighborhood Park (208) | 27.9% | 31.3% | 30.8% | 10.1% |
| Community Park (204) | 32.4% | 30.9% | 26.0% | 10.8% |
| District Park (186) | 24.2% | 33.9% | 25.3% | 16.7% |
| Dog Park (179) | 16.8% | 12.8% | 15.6% | 54.7% |
| Greenway Trail (199) | 37.2% | 20.1% | 20.6% | 22.1% |
| Sports Complex (186) | 25.3% | 24.2% | 21.5% | 29.0% |
| Public Golf Course (181) | 9.9% | 16.0% | 28.7% | 45.3% |
| Public Outdoor Swimming Pool (194) | 32.5% | 20.6% | 22.7% | 24.2% |
| Senior Center (166) | 9.6% | 9.0% | 15.7% | 65.1% |
| Skate Park (169) | 11.2% | 11.2% | 19.5% | 58.0% |
| Amphitheater (178) | 7.3% | 17.4% | 38.8% | 36.5% |
| BMX Track (160) | 5.6% | 8.1% | 11.3% | 75.0% |
| Roller Hockey Rink (163) | 4.3% | 7.4% | 11.0% | 77.3% |
| Indoor Soccer Facility (170) | 17.1% | 9.4% | 10.0% | 63.5% |

Q 6b Which of the above facilities has the highest priority for your household? (Please choose only one.)

| | |
|---------------------------------------|------------------------------------|
| 37 or 13 4% - Neighborhood Park | 6 or 2 2% - Senior Center |
| 33 or 12 0% - Community Park | 4 or 1 4% - Skate park |
| 17 or 6 2% - District Park | 3 or 1 1% - Amphitheater |
| 9 or 3 3% - Dog Park | 1 or 0 4% - BMX Track |
| 35 or 12 7% - Greenway Trail | 1 or 0 4% - Roller Hockey Rink |
| 21 or 7 6% - Sports Complex | 8 or 2 9% - Indoor Soccer Facility |
| 15 or 5 4% - Public Golf Course | 1 or 0 4% - Other |
| 26 or 9 4% - Public Outdoor Swim Pool | 59 or 21.4% - No Response |

Q 7. Please indicate need for the following facilities in order of priority.

(1=first priority 6=lowest priority)

Note: Percentages listed below are based on the number of responses to each item, e.g., Other (76).

| Priority 1 through 6 | Provide more athletic fields for play and practice (209) | Renovation of existing facilities located at school sites (215) | Concentrate efforts on acquiring developing and maintaining a few large, multi-use parks (222) | Acquire, develop and maintain many small park areas and playgrounds (223) | Provide an athletic field with artificial turf (204) | Other (76) |
|----------------------|--|---|--|---|--|------------|
| Percent that chose 1 | 16.7% | 23.7% | 30.6% | 30.5% | 2.5% | 27.6% |
| Percent that chose 2 | 12.4% | 22.3% | 26.1% | 31.4% | 2.0% | 5.3% |
| Percent that chose 3 | 21.5% | 33.5% | 17.6% | 13.9% | 5.9% | 0% |
| Percent that chose 4 | 34.4% | 15.3% | 16.2% | 13.9% | 8.3% | 5.3% |
| Percent that chose 5 | 8.1% | 3.7% | 5.0% | 7.6% | 52.9% | 17.1% |
| Percent that chose 6 | 6.7% | 1.4% | 4.5% | 2.7% | 28.4% | 44.7% |

FOR WRITTEN RESPONSES TO OTHER: See Page 14

Q 8. Check the appropriate spaces if you would like to see Haywood County Recreation & Parks increase its activities for the following groups during the following times

Notes: Percentages listed below are based on the number of respondents to each item, e.g., Adults [119].

Most respondents checked more than one

| Age Groups | Weekdays between 8 am to 3 pm | Weekdays between 3 pm to 6 pm | Weekdays after 6pm | Weekends |
|---------------------------------|-------------------------------|-------------------------------|--------------------|----------|
| Young Children (5 & under) [92] | 40.2% | 31.5% | 22.8% | 51.1% |
| Children (6-14) [132] | 9.8% | 63.6% | 34.1% | 55.3% |
| Youth (15-20) [113] | 7.1% | 52.2% | 50.4% | 63.7% |
| Young Adults (21-34) [92] | 14.1% | 20.7% | 69.6% | 57.6% |
| Adults (35-65) [119] | 28.6% | 29.4% | 57.1% | 57.1% |
| Seniors (over 65) [101] | 80.2% | 18.8% | 18.8% | 26.7% |

Check the line that best describes your feeling on the following statements:

Q 9. "The existing facilities and activities for Haywood County residents are adequate and meet the needs of my household."

| | |
|-------------------------|-------------|
| Strongly Agree ----- | 12 or 4.3% |
| Agree ----- | 90 or 32.6% |
| Undecided ----- | 59 or 21.4% |
| Disagree----- | 78 or 28.3% |
| Strongly Disagree ----- | 20 or 7.2% |
| No Response ----- | 17 or 6.2% |

Q 10. "Facilities and activities provided by Haywood County Recreation & Parks are equally accessible to all citizens regardless of age, race, religion, gender, national origins, or physical ability."

| | |
|-------------------------|--------------|
| Strongly Agree ----- | 32 or 11.6% |
| Agree ----- | 141 or 51.1% |
| Undecided ----- | 40 or 14.5% |
| Disagree----- | 34 or 12.3% |
| Strongly Disagree ----- | 5 or 1.8% |
| No Response ----- | 24 or 8.7% |

Q 11. "Current recreation facilities at schools should be more accessible to the public during non-school use."

| | |
|-------------------------|--------------|
| Strongly Agree ----- | 43 or 15.6% |
| Agree ----- | 137 or 49.6% |
| Undecided ----- | 53 or 19.2% |
| Disagree----- | 23 or 8.3% |
| Strongly Disagree ----- | 0 or 0% |
| No Response ----- | 20 or 7.2% |

Q 12. "New recreation facilities should be developed at existing and new school sites for use by the public."

| | |
|-------------------------|--------------|
| Strongly Agree ----- | 46 or 16.7% |
| Agree ----- | 120 or 43.5% |
| Undecided ----- | 61 or 22.1% |
| Disagree----- | 22 or 8.0% |
| Strongly Disagree ----- | 5 or 1.8% |
| No Response ----- | 22 or 8.0% |

Q 13. "I would be in favor of greenway development (which includes trails for walking, biking, and running) that would interconnect many areas, parks, and school facilities."

| | |
|-------------------------|--------------|
| Strongly Agree ----- | 107 or 38.8% |
| Agree ----- | 116 or 42.0% |
| Undecided ----- | 25 or 9.1% |
| Disagree----- | 9 or 3.3% |
| Strongly Disagree ----- | 3 or 1.1% |
| No Response ----- | 16 or 5.8% |

Q 14 "I would be in favor of new or increasing existing financial methods to expand facilities of Haywood County Recreation and Parks."

Strongly Agree ----- 42 or 15.2%
 Agree ----- 118 or 42.8%
 Undecided ----- 73 or 26.4%
 Disagree ----- 17 or 6.2%
 Strongly Disagree ----- 7 or 2.5%
 No Response ----- 19 or 6.9%

Q 15. How should Haywood County finance new recreation facilities? (Check all lines you feel appropriate to use)

County-wide recreation tax ----- 35 or 12.7%
 Property tax ----- 22 or 8.0%
 Grant money ----- 208 or 75.4%
 Parks and recreation bond issue ----- 115 or 41.7%
 Land development impact fees ----- 61 or 22.1%
 Participation fees ----- 113 or 40.9%
 Does not apply ----- 2 or 0.7%
 Other ----- 11 or 4.0%
 No Response ----- 17 or 6.2%

FOR WRITTEN RESPONSES TO OTHER: See Page 14

Q 16. Check the line that describes how you perceive the need for new or improved recreation facilities and recreation activities for your community.

Of extreme importance ----- 79 or 28.6%
 Of some importance ----- 159 or 57.6%
 Of no importance ----- 10 or 3.6%
 Undecided ----- 9 or 3.3%
 No Response ----- 19 or 6.9%

Q 17. What means of transportation do you usually use to get to a park or recreation facility?

Vehicle ----- 250 or 90.6%
 Bike ----- 9 or 3.3%
 Walk ----- 24 or 8.7%
 Other ----- 2 or 0.7%
 No Response ----- 16 or 5.8%

FOR WRITTEN RESPONSES TO OTHER: See Page 15

Q 18. How far would you be willing to travel from your home to use Haywood County Recreation and Parks facilities?

1-5 miles ----- 83 or 30.1%
 6-10 miles ----- 123 or 44.6%
 11-15 miles ----- 43 or 15.6%
 greater than 15 miles ----- 22 or 8.0%
 No Response ----- 18 or 6.5%

Q 19. How far would you be willing to travel from your home to participate in Haywood County Recreation and Parks programs/activities?

1-5 miles ----- 65 or 23.6%
 6-10 miles ----- 118 or 42.8%
 11-15 miles ----- 59 or 21.4%
 greater than 15 miles ----- 27 or 9.8%
 No Response ----- 18 or 6.5%

Q 20 How far would you be willing to travel from your home for your child to participate in youth sports?

| | |
|-----------------------------|-------------|
| 1-5 miles ----- | 31 or 11.2% |
| 6-10 miles ----- | 76 or 27.5% |
| 11-15 miles ----- | 49 or 17.8% |
| greater than 15 miles ----- | 38 or 13.8% |
| No Response ----- | 94 or 34.1% |

Q 21. Please identify how you were most recently informed about activities offered by Haywood County Recreation and Parks (check all that apply).

| | |
|-----------------------------------|--------------|
| Family/Friends ----- | 141 or 51.1% |
| The Mountaineer ----- | 140 or 50.7% |
| Government Access Channel ----- | 10 or 3.6% |
| School Fliers ----- | 48 or 17.4% |
| The Asheville Citizen-Times ----- | 25 or 9.1% |
| County Website ----- | 11 or 4.0% |
| Smoky Mountain News ----- | 40 or 14.5% |
| Other ----- | 29 or 10.5% |
| No Response ----- | 31 or 11.2% |

FOR WRITTEN RESPONSES TO OTHER: See Page 15

Note: See first page for question 22, 23, 24, 25, 26, and 27

Q 28. Please share any comments or thoughts you may have regarding parks and recreation activities and/or facilities

SEE WRITTEN RESPONSES: Page 16

WRITTEN RESPONSES

It was possible to write comments in twenty-two separate locations on the survey. The following is a list of questions that respondents could have written comments in:

Question 1, Activities and services – Others
Question 2, Games – Other
Question 2, Sports – Other
Question 2, Passive Outdoor Pursuits – Other
Question 2, Active Outdoor Pursuits – Other
Question 2, Fitness Activities – Other
Question 2, Instructional Classes – Other
Question 2, Recreation Programs – Other
Question 2, Nature/environmental Observation – Other
Question 2, Parks – Other
Question 2, Arts/Library – Other

Question 2, Special Events – Other
Question 3, Activity, Organization/Location
Question 4, List specific activities
Question 5, Recreation facilities used – Other
Question 7, Facilities by priority – Other
Question 15, Finance new facilities – Other
Question 17, Means of transportation – Other
Question 21, Source of information – Other
Question 22, Racial/ethnic group – Other
Question 27, Town or Township – Other
Question 28, Comments

All written responses were typed up and are presented below. Questions that received numerous written responses were sorted and grouped into categories. Written responses were sorted and grouped into categories for questions number 1, 3, 4, 7, 21, and 28. The following are typed up written responses for each question on the survey that had provided space for written comments.

QUESTION NUMBER 1, Activities and services – Others

Note: responses were grouped into 4 categories

Recreation program (6 responses)

Toner calastics for the younger crowd would give them something healthy, safe, and fun to do
Adult physical instructor; classes – yoga, exercise, etc., pilates
Nutrition and physical health
Nutrition education
Group interaction
Structured and unstructured recreational activities available

Family activities (5 responses)

We need YMCA family public use of Camp Hope
Provide quality family time
Children's activities
Recreation for teens and youth so they don't turn to unfavorable behaviors
A meeting place for families and their friends

Park facilities (2 responses)

Water fountain for dogs in dog park
Skateboard park for teens

Other (2 responses)

The ability to spend free time in our own county not using gas to drive a great distance Fines Creek is an excellent location
Spiritual enrichment

QUESTION NUMBER 2

Question Number 2, Games – Other (5)

Walking
Beach paddleball
Bowling in Asheville or Sylva
Fitness Center
Domínos

Question Number 2, Sports – Other (10)

Walking
Biking, need bike trails and roadside bike lanes
Roller skating
Fishing
Dance
Snow skiing
Scottish country dancing
Karate
Volley ball
Kids water park

Question Number 2, Passive Outdoor Pursuits – Other (3)

Camping
Bluegrass concerts
Hiking

Question Number 2, Active Outdoor Pursuits – Other (5)

Climbing
Skiing
Mountain biking and road biking
Habitat
Skiing snow

Question Number 2, Fitness Activities – Other (6)

Curves
Belly dancing
Water
Water aerobics
Karate
Cardiovascular

Question Number 2, Instructional Classes – Other (10)

Bridge
Dance
Knitting
Knitting
Spanish
Bible study
Dulcimer lessons
Weaving
Flower arrangements
Computer training

Question Number 2, Recreation Programs – Other (5)

Violin
Voice
Water aerobics
Chess
Summer day camp by the week, sports camps

Question Number 2, Nature/Environ Obser – Other (2)

Wildflowers
Feeding ducks at Lake Junaluska

Question Number 2, Parks – Other (4)

Computer class at JobLink
Reunion
Walking
Outdoor music

Question Number 2, Arts/Library – Other (4)

Museum visits
Church
Library volunteers
Poetry clubs

Question Number 2, Special Events – Other

N/A

QUESTION NUMBER 3

Activity/Organization – Location

Note: responses were grouped into 22 categories

CAMPING/HUNTING/FISHING/BOATING (49 responses)

| | | | |
|--------------|--------------------|--------------|-------------------------------------|
| Camping | WNC and IN | Fishing | Cumberland Lake, TN |
| Camping | State parks | Cabin rental | State park system, SC |
| Camping | Lake Powhatan | Beach | State park system, SC |
| Rafting | Bryson City | Kayaking | State park system, SC |
| Cabin rental | Macon County | Backpacking | National Forest |
| Boating | Lake Fontana | Cabin rental | State parks system, SC |
| Fishing | Where the fish are | Rafting | Nantahala |
| Fishing | Florida | Camping | Smokemont, Smoky Mountains NP |
| Fishing | Cruso Area | Camping | Nantahala Forest camp grounds |
| Hunting | Cruso Area | Ecotrail | Other states, other countries |
| Boating | Ohio | Tubing | Deep Creek/Bryson City |
| Camping | Lake Chatuge | Camping | many destinations |
| Fishing | Fontana | Boating | Lake Santeetlah |
| Camping | Pisgah View Ranch | Camping | various locations |
| Rafting | Cherokee | Camping | state property, lands, campgrounds |
| Fishing | nearby lakes | | national forests |
| Water sports | nearby lakes | Fishing | state property, lands, campgrounds, |
| Kayaking | nearby lakes | | national forests |
| Camping | Cumberland Lake IN | Hunting | SC GA |

| | |
|-----------------------|----------------------------|
| Fishing | TN |
| Camping | Fontana |
| Boating | Fontana |
| Boating, canoe, motor | boat, jet ski Lake Chatuge |
| Boating | Bear Lake |
| Fishing | Transylvania County |
| Hunting | Henderson County |

| | |
|------------------|---|
| Fishing | Western U S |
| Camping | Auto shows/Pigeon Forge, TN/Cherokee NC |
| Camping | Cherokee NC and Robbinsville, NC |
| Boating | Lake Keowee, SC |
| Fishing, camping | TN |
| Water skiing | Lake Hartwell, GA |

TRAILS/WALKING/HIKING/BIKING (38 responses)

| | |
|----------------------|---------------------------------|
| Walking | Parks and beaches in Florida |
| Hiking | |
| Hiking trails | WNC and IN |
| Walking | |
| Mountain biking | at Bent Creek and Tsali |
| Biking | VA Creeper Trail |
| Cycling | Asheville Speedway |
| Hiking to waterfalls | |
| Cycling | Amboy Road, Asheville |
| Hiking | Carolina Mountain Club |
| Hiking | NW Haywood County |
| Hiking | National Forest, Jackson County |
| Walking | Riverbend School |
| Hiking | |
| Hiking-Picnics | Pink Beds Cradle of Forestry |
| Walking | Lake Junaluska |
| Hiking | Blue Ridge Parkway |
| Walking | Vance State Park or Armory |
| Cycling | Western NC |
| Biking | Abingdon Bike Trail, VA |
| Walking | Cades Cove, TN |

| | |
|-------------------------|--|
| Mountain biking, | Tsali, Bent Creek |
| Road biking | Transylvania County and VA |
| Trail running | Bent Creek |
| Road running | Asheville and Black Mountain |
| Hiking | Jackson County |
| Hiking | Various |
| Hiking/walking | WCU |
| Walking | Lake Junaluska |
| Hiking | Various mountain trails |
| Hiking | WNC |
| Hiking | state property, lands, campgrounds, national forests |
| Walking | Allen's Creek Park |
| Mountain biking | Brevard |
| Walking | Allens Creek Park |
| Hiking, Geocaching | Western NC, North GA |
| Mountain biking | Bent Creek, Tsali, Pisgah |
| Hiking | |
| Hiking, picnicking etc. | GSMNP |
| Hiking | GSMNP |

SOCCER/SOCCER TOURNAMENTS (16 responses)

| | |
|--------------------|--|
| Soccer | Asheville |
| Indoor soccer | Suncom soccer arena Asheville |
| Soccer | Various soccer complexes in several states |
| Indoor soccer | Asheville |
| Tournaments soccer | All over (NC, IN, GA, KY) |
| Indoor soccer | Asheville |
| Soccer | SMSC travel 3 hours away |
| Indoor soccer | Asheville |
| Indoor soccer | Asheville indoor complex |

| | |
|------------------|---|
| Soccer | Tournaments various |
| Soccer (travel) | SMSC |
| Indoor soccer | Asheville (Holiday Inn Sun Spree) |
| Soccer | SMSC - practice in Buncombe games in Buncombe |
| Indoor soccer | ABYSA Asheville |
| Indoor soccer | Sunsprees Asheville |
| Challenge soccer | SMSC WNCCL Asheville and surrounding areas |

MUSIC/DANCE/SHOWS (15 responses)

| | |
|----------------------|--------------------------|
| Music jam | Asheville |
| Dancing | Texas |
| Art and crafts shows | WNC, GA, MS |
| Dollywood | Pigeon Forge |
| Concerts | various locations |
| Art/Art Shows | Thruout WNC |
| Concerts | |
| Dance Lessons | Asheville Ballroom dance |

| | |
|--------------------------|--|
| Movies | Asheville |
| Concerts | Orange Peel and Civic Center Asheville |
| Music | Asheville |
| Concerts | Various |
| Concerts | WCU and Asheville |
| Scottish country dancing | Asheville |
| Concerts/drama | Asheville/WCU |

SOFTBALL/BASEBALL/BASKETBALL/TENNIS (11)

| | |
|---------------------|---|
| Softball | Sylva |
| Basketball | HCRI different gyms in HC |
| Softball | WYL different fields in HC |
| Fast pitch softball | Multiple sites |
| Tennis | Aston Park |
| Basketball | Basketball Club of WNC, AAU Asheville |
| Baseball | Fall ball wooden bat league, Asheville, Buncombe County |
| Softball | Travel team |
| Softball | Mountaineer Little League |
| Basketball | Clyde Youth |
| Basketball | Clyde Youth BB - Clyde Central Haywood HS |

BOWLING (8)

| | |
|---------|-----------------------------|
| Bowling | Asheville, Sylva |
| Bowling | Asheville |
| Bowling | Sylva and Asheville |
| Bowling | Asheville or Franklin |
| Bowling | Sylva Asheville |
| Bowling | Fast Lanes/Sylva |
| Bowling | Jackson and Buncombe County |
| Bowling | Asheville |

SHOPPING/EATING OUT (7)

Chucky Cheese, The Depot
 Chucky Cheese Asheville
 Shopping Outlets, Pigeon Forge, TN
 Shopping Indoor malls, Asheville
 Eating out Asheville
 Eating out Asheville
 Shopping Tennessee and Boone, NC

GOLF (6)

Golf all over NC
 Golf tournaments United Way – Henderson County
 Golf Buncombe, Henderson County
 Miniature golf Maggie Valley
 Miniature golf Pigeon Forge, Sevierville, TN
 Golf Lake Junaluska course and others

EXERCISE (5)

Exercise Pilates Classes Waynesville Rec Center
 Need more classes during summer
 Fitness WCU
 Exercise aerobics
 Weight lifting Haywood Fitness Center
 Visit other workout facilities

SENIOR GAMES/CARDS (4)

Senior games
 Cards Henderson
 Senior cards/games Hendersonville
 Senior cards/games Hendersonville

HORSE SHOWS/RIDING (4)

Horse shows and clinics WNC Ag Center
 Horse riding Maggie Valley
 Horse shows TN, KY, AL
 Horseback riding shows We do this on our own

SCHOOL EVENTS (3)

Athletic events local schools
 School sports
 Advanced classes rocket building UNCA

RUNNING (2)

5k Road Race Asheville Track Club/Asheville
 Half Marathon Kiawah Island Resorts/Charleston

LANDSCAPING (2)

Wood cutting and splitting NW Haywood County
 Gardening and landscaping NW Haywood County

ROLLER SKATING AND ROLLER HOCKEY (5)

Roller hockey Buncombe
 Roller hockey Asheville Parks and Recreation
 Roller/Ice hockey Asheville Parks
 Roller skate Boone, NC
 Roller skating Franklin/Asheville

CULTURAL ACTIVITIES (5)

Waynesville Elks Lodge Western District activities
 Museum visits all WNC
 Cultural activities Biltmore Estate
 Museum visits, zoo visits various around Southeast
 Drama and plays Asheville VA and Hendersonville

SWIMMING (5)

Playing at the beach Long Island, NY
 Swimming Ohio
 Swimming Multiple sites
 Swimming lessons Asheville
 Swim SMAC – Waynesville Rec Ctr

PARK FACILITIES/PARK VISITS (4)

Skateboarding Skate Park
 Playground Community built playground
 Family dog park Buncombe
 Rock Climbing/climbing wall Montford Center

DISC GOLF (3)

Disc golf Hickory, NC
 Disc golf Richmond Hill in Asheville
 Frisbee Golf Richmond Hill

ICE SKATING AND ICE HOCKEY (2)

Ice skating Buncombe
 Ice hockey Asheville Civic Center adult league

MOTORCYCLING/AUTOMOBILE (2)

Motorcycling GA, TN, NC
 Racing Newport IN

OTHER (3)

Clown therapy workshop Health Adventure, Asheville
 Nothing outside county
 Bird watching Other states, other countries

QUESTION NUMBER 4**List specific activities**

Note: responses were grouped into 18 categories

TRAILS/WALKING/HIKING/BIKING (28 response)

Walking and hiking trails
 More dog walking trails
 More bike friendly trails
 We need something like the old speedway conversion into
 an activity park and cycling outside velodrome;
 like that of Asheville's
 Walking trails hiking trails
 Dog parks
 Hiking Bridge
 Walking trail for seniors out in Fines Creek
 Walking trail

Rock Climbing
 more walking and cycling trails
 Dog park
 more dog parks
 Cycling lanes on low gradient roads, cycling access
 to/in town
 More greenspace
 hiking trails
 Finish the greenway from Lake Junaluska to Canton
 Free walking inside during cold weather, walking outside
 in warm weather is best

Hiking trail by Richland Creek
 More hiking trails. More access in rural areas of the county
 ex Fines Creek
 walking trails
 River walking trails
 dog agility park

bike paths in parks
 Walking parks
 Bike trails off the roads
 Greenways, walking trails parks and more youth fields
 for organized sports
 Extended walking biking, jogging trail

**SOFTBALL/BASEBALL/BASKETBALL/
 TENNIS/FOOTBALL (19 responses)**

fall baseball
 Flag football – adult
 Softball
 baseball
 basketball
 Basketball in Bethel
 Football youth fields for Haywood Mountaineers
 Football league for 13 and 14 year olds
 more tennis courts
 basketball hoops at all sites (e.g., Allen's Creek Park)

Volleyball for girls ages 9 or over
 Table tennis
 More organized sport events
 adult tennis
 tennis courts
 Women's softball team
 Mixed leagues for adults/children
 County wide youth recreation leagues instead of community
 youth recreation leagues (i.e., Waynesville vs. Canton)
 Organized senior basketball

SOCCER (14 responses)

Soccer
 Indoor soccer
 outdoor soccer complex
 If the county is interested in bringing in tourism revenue then
 a soccer complex with eight or more full size fields could
 host soccer tournaments 2 annual tournaments would
 bring in an estimated \$1 million dollars in spending
 Soccer tournaments
 Indoor soccer

Soccer fields
 Soccer tournaments
 Soccer for over 40
 indoor soccer fields
 Indoor soccer
 Indoor soccer
 Indoor soccer
 Indoor soccer

EXERCISE/HEALTH (13 responses)

Yoga classes
 More use of rec facility with trainers that know something
 Nutrition for health and fitness
 Organized running clubs
 Racquet ball courts
 Gymnastics: more than one hour a month offered by
 the Rec Park at the Armory or Vance Street Center

Tumbling classes
 kick boxing
 Running club
 yoga progressions
 cycling club
 gymnastics
 gymnastics

FAMILY (12 responses)

A place where all children of any age can come and
 have fun! This county has no where kids can play and just
 "hangout" as they say. It would help in less juvenile
 problems.
 Arts and crafts programs for kids
 More classes offered for children and teens. More activities
 during weekdays. And more group activities on Saturday
 and Sunday to keep wondering children busy
 Community gardens where people could grow crops – county
 perhaps provide some tools and mulch, definitely
 provide water
 Computer classes

Organized activities for 2 to 4 year olds
 After school program by the hour
 Saturday "Mother's Day Out"
 Structured activities for youth
 Most importantly – although my children are grown – I feel
 ever so strongly that children need space to play,
 skateboard, roller skate (at no cost to them). There are
 too many kids left alone with nothing to do but get into
 trouble. Let's help them
 summer day camp
 family participating activities on weekends not just
 during week

SWIMMING (12 responses)

Outdoor swimming pool
 Outdoor swimming pool
 Inside heated pool
 Outdoor swimming area
 Outdoor pool
 Swimming programs geared from novice to elite swimmer

Outside pool in Waynesville
 public swimming pool
 public outdoor swimming pool
 Outdoor swimming pools
 Outdoor swimming pool
 Outdoor pool

Street dances on weekends into the fall
ballroom dancing, clogging
concerts
Concerts
Bluegrass concerts
Concerts

MUSIC/DANCE/SHOWS (11 responses)

Dances or activities for 9th and 10th grade students
outdoor concerts
Salsa dancing, etc
Outdoor music festivals
large outdoor concerts

BOWLING (8 responses)

Bowling
Bowling
Maybe a bowling alley
Bowling
Bowling
Bowling alley
bowling
bowling

ARTS AND CRAFTS (5 responses)

arts and crafts
Fly tying
More craft shows
craft fairs
county fairs

PARK/PARK VISITS (4 responses)

More open picnic areas
Keep doing good job, keep restrooms open at parks
more months.
more (county) public fields/parks
More public park areas

DISC GOLF (4 responses)

Ultimate Frisbee
Disc Golf
Disc golf
Frisbee golf

SENIOR GAMES/CARDS (2 responses)

senior cards
senior games

ICE SKATING AND ICE HOCKEY (7 responses)

ice hockey
skating rink
ice skating
skating
ice skating
skating rink
Ice skates

HORSEBACK RIDING (5 responses)

Horse parks
horseback trails
horseback riding lessons for kids
We would like to do more with horse for children – we
would love to participate in
Equestrian area for local residents, use of fairgrounds
facility, etc

ROLLER SKATING/ROLLER HOCKEY/

SKATE BOARDING (4 responses)

outdoor in-line hockey rink for leagues
Roller hockey
skateboard park
Roller skating

SKIING (3 responses)

skiing
snowboard lessons
Ski Club

GOLF (2 responses)

golf courses
Miniature golf

OTHER (7 responses)

better advertising
more outside activities
You're doing a great job
Environmental care classes.
Be able to use lake Logan, Lake Junaluska by all of the
public, to have some activities year round

Be nice to see something happen with Ghost Town –
besides housing development.
Make available more activities for people who do
not live in town

QUESTION NUMBER 5, Recreation facilities used – Other (8 responses)

Curves
Hazelwood park
Waynesville white water rafting
East Street Park
Iron Duff Community Center
Public library
Church
Curves

QUESTION NUMBER 7, Facilities by priority – Other

Note: responses were grouped into 6 categories

TRAILS/WALKING/HIKING/BIKING (15 responses)

Actual usable cycling area – lighted
Greenway trail
We are active seniors more interested in individual outdoor activities – long walks (over 1 mile) along creek or river is a favored activity
Walking trails
Greenway trail for pedestrian and equestrian use
Connected walking trail, you're working on it
Mountain bike trails

More trails close to neighborhoods so people feel safe walking
Bike trails
Very large tract with equestrian, hiking
I would use a bike riding trail out of traffic
Develop a greenway trail
Walking and biking trails
Bike trails, greenways
Walkable community

PARK FACILITIES/PARK VISITS (11 responses)

Increase use of rec. center
Senior Centers with light meals, cards, some exercise equipment, Senior Center open to age 55
Keep existing Rec Center in top condition in all ways: equipment, locker rooms, facility programs
More outdoor basketball courts
Better bathroom facilities

roller skating area
More areas for children, (young ones) to play
District Park
Have a park in White Oak
Rinks, pools/some where for youth – teens to go supervised to a degree
Roller rink

SWIMMING (5)

Public outdoor pool
Outside swimming pool
Outdoor pool in Waynesville
pools/some where for youth – teens to go supervised to a degree
Outdoor pool

RECREATION PROGRAM (4)

Concerts
Karate, boxing, etc : classes and competition
Adult leagues
Aerobic (water) lite evening (after work) at community gym

BOWLING (2)

Bowling
Bowling

OTHER (2)

white water rafting
With all the outdoor mountain/stream/nature opportunities available we need none of the above

QUESTION NUMBER 15, Finance new facilities – Other (11 responses)

No tax increase, hard to pay what is already here
Increase sales tax
Hotel Restaurant tax
Get our federal/state representatives to get us dollars
IDA dollars
Lottery
Donations/fund raisers
Lottery, ex Colorado
Reduced participation fees for residents
Sales and/or "tourists" taxes
Donations/fund raisers

QUESTION NUMBER 17, Means of transportation – Other (2 responses)

Motorcycle
My married children use their car

QUESTION NUMBER 21, Source of information – Other

Note: responses were grouped into 8 categories

WORK (7 responses)

Work
Work
Work
In house
Work
Work bulletin board
Work

COMMUNITY CLUB/CENTER (2 responses)

Community Club
Community Center

MAIL (1 response)

Mail

NEWSPAPER (1 response)

Xpress

TV (1 response)

Channel 13 would be good outlet for info

PARK FLIERS (3 responses)

Park fliers
Flyers at rec center
Recreational fliers

MOUNTAIN AREA RESOURCE CENTER (3 responses)

Mountain Area Resource Center
Mountain Area Resource Center
Mountain Area Resource Center

OTHER (6 responses)

Not informed
I am on the board of AYS and Smokey Mountain
Soccer Club
We have Karate class at Armory and child participates in
basketball and soccer
Don't forget Bethel Christian Academy
Telephone book
I saw the park and pulled in

QUESTION NUMBER 22, Racial/ethnic group – Other (1 response)

Why does this matter?

QUESTION NUMBER 27, Town or Township – Other (12 responses)

Lake Junaluska
Lake Junaluska
Lake Junaluska
Lake Junaluska
Lake Junaluska
Lake Junaluska
Lake Junaluska
Lake Junaluska
Lake Junaluska
Lake Junaluska
Allens Creek
Balsam

QUESTION NUMBER 28, Comments

Note: responses were grouped into 8 categories

PARK FACILITIES/PARK VISITS (21 responses)

- Maintain what we have; don't spend money for more unless you get grants
- We need to promote more usage of the rec center (thru Waynesville)
- Fines Creek is a growing community with facilities that could be expanded
- New Bethel Elementary should incorporate outdoor facilities for community use plus meeting/food prep rooms for community use
- We have several developments going in on Fines Creek There will soon be the need for a school in this township We need recreation facilities because we are too far from towns in this county
- The ball fields need to be lit, or number needs to increase so that young kids aren't out late on school days
- Swimming pools
- All facilities I have visited are clean and well-maintained Especially enjoy Vance Park Road accessing major employers (i.e. Hospital, HCC) should encourage walking/bike riding to work with paths or at least closely mowed shoulders
- Your rec center in Waynesville is beautiful, but I cannot afford it I wish I could
- Swimming pool indoors is great
- County needs to better up keep what parks we do have (not talking about Waynesville Rec Center) Sun Burst area needs some small picnic areas and parks on 276 roadway going towards Brevard
- Need to make sure facilities are accessible to persons with disabilities, both young and old
- Better changing rooms in locker rooms
- A sports complex for baseball and soccer would be a money maker because tournaments could be held at these facilities If we had an indoor soccer facility in Waynesville we would not have to travel to Asheville to play
- Recreation offerings have improved quite a bit but there is more that can be done to meet needs More (and improved) baseball and softball facilities are needed
- Allens Creek Park great Recreation Center great but we need outdoor pool – not be cooped up in a building all the time Week long summer programs beneficial would like to see tennis camp again What is available for my children when they are too old for week long summer programs?
- We love to visit the new recreation center with our grandchildren The children's "water park" swimming area is wonderful
- need roller skating rink, bowling, ice skating
- I believe the restraints put on pets in the parks are unnecessary as taking along pets is a part of family outings Also, I think swings should be put back at the Canton Recreation Park and others so teenagers and adults can swing Many parents swing with their kids
- Haywood County needs a Disc golf Course somewhere in county
- We would love a disc golf course in Haywood County

RECREATION PROGRAM (18 responses)

- Support sports not currently available in schools (middle and high) i.e. Swim teams, hockey teams, lacrosse teams etc
- Most activities on survey, no one knows about, if they exist
- There is a growing senior/retiree population in the county and their needs for quiet outdoor recreation space should be addressed
- Need more recreation activities
- Parking for baseball
- Music and dance activities with no smoking or alcohol
- Provide more athletic fields and give priority to youth football and develop participation
- Being a 4-H leader with a horse club I would love to have a place to have meetings, clinics, show, etc Within the county where we could schedule regular monthly events for our 4-H District I would love to see the fairgrounds incorporated into the county recreation program
- Lower fees for low income children outdoor pool
- An immediate need for aerobic classes after normal working hours None at all are offered at WRC, terrible, pitiful Also the people at WRC have the attitude that we (members) are interrupting them Rude behavior Hate how they sit behind that high counter Also would like to see the after school program done at the WRC again and provided in the well equipped daycare room Patty is a wonderful asset there and you should look at using her to recruit membership to young families Keep her evening hours and perhaps provide classes after 5 pm so working parents with young children can use your facility while keeping their children in the daycare facility There are no classes (after 5pm) You should investigate that We are at the WRC 6 days a week and the attitude of the employees is "nazi" like
- I have never thought of any activity I am interested in that has not been available (dance classes, for example) My husband is a Realtor who always makes it a point to drive by the Waynesville Rec Center to show it to potential residents, as a positive aspect of moving here
- My son (currently a senior age 17) was involved in winter drum line at Tuscola when he was in 8th grade However after that year they could not find a place to practice so they discontinued winter drum line at Tuscola This drum line won every competition they entered and as a parent this was extremely discouraging that a gym was not available to continue this awarding musical program More gyms in this county would be the answer and allow the community youth programs and recreation basketball league more practice and game facilities
- Need more after school and vacation programs Would like to see summer day camp in the parks

- Distance/drive time from county center poses greatest hindrance of program participation
- More fliers from school or more mailings with calendars
- As always there needs to be more concentration on parks and recreation for everyone especially children/teens Our school system offers very little so it is left up to other programs to offer appropriate activities
- There are no summer programs for kids after the 5th grade This is a great deficit in Haywood County. With all the fanfare about predators out after kids, what, as a community, are we doing to ensure that ours "in-between kids" 6th graders to 8th graders have structure in all venues. There is also a deficit for special needs kids There is no summer program specialized or integrated during the summer. There is no way that kids can be with kids with differences if they are not around them Not tolerance, but learning about how to help or assistance in any way.
- I feel we need things for teen age kids to do in evenings – weekends etc Dirt track racing

TRAILS/WALKING/HIKING/BIKING (10 responses)

- Safe bicycle riding
- It would be great to have some trail system formed that would be a safe place to ride bike, rollerblade, walk, etc to parks and through the community
- Greenway, also 5K races
- More trails for running
- Haywood County needs a well designed and built mountain bike trail system
- This is a great opportunity at Bethel to develop a nature /hiking/biking trail 20 acres to be left to natural existence great way to promote community involvement
- Walking paths
- Strongly desire a large park (like DuPont) for conservation, horseback riding, hiking
- Greenway development would add much to the quality of life Youth need "pocket parks" especially very young
- The park at Black Mountain maybe Ridgecrest has everything including a shallow creek for small children to play and adults to wade in

FAMILY (9 responses)

- We don't have children – our priorities would be different if we did
- We need to take care of our children
- Are children really allowed to come to the WRC with no agenda? Please give them something to keep them out of trouble
- Need inexpensive recreation for kids, to keep them out of trouble
- At present very nice and adequate for my family
- Family YMCA family use of Camp Hope and Camp Daniel Boone Rec Park Lake Logan location
- A place for our youth to go to get away from major drug use in Haywood County
- Need a good summer care for children at a reasonable rate – also for senior citizens
- I would love to have activities and sports available for my children closer to our residence and at a time offered for working parents

PRAISE (9 responses)

- Keep up the fantastic work
- I believe that the Recreation and Parks Department is doing a good job
- I just learned about Allen's Creek Park last summer – as I played in an adult soccer league -- great facility
- Tim Plowman and his staff does an outstanding job
- Doing great job in basketball league Would like to see a flag football league if possible
- Do a great job
- I applaud your efforts to enhance this system for everyone
- I appreciate Scott and the staff at the Armory Rec and everything they do for us (Blue Ridge Karate Club)
- Keep up the good work – The department has made great strides recently Allens Creek Park – great

FUNDING (6 responses)

- Feel that senior programs should not be planned by the county and funds/resources should be spent on youth in my opinion, seniors moving into the area are utilizing these services when they could plan these activities themselves Churches should be providing outings/activities for seniors -- also community organizations could help
- I do not think we should tax everyone because not everyone will use these facilities and therefore it should be a per use fee only
- Do not raise property taxes
- I feel that the development of recreation facilities and opportunities in Haywood County should be a prime factor in the economic development strategy.
- I think less time and money should be spent on recreational parks but rather, put to use in providing heating and cooling units in schools that do not have them Instead of thousands of dollars being spent to put in an artificial turf – use it to put in air conditioners in the schools so children can be comfortable
- We don't have enough to do for youth and kids Taxes are high enough in this county there needs to be another way I also feel the price of gym passes are too high

SOCCER (4 responses)

- Soccer is the fastest growing sport in the U S There is not one full size field in Haywood County that has been developed strictly for soccer We do not need any more softball fields
- More soccer tournament facilities
- There needs to be as much focus on soccer as there is on football and softball
- Need more soccer fields

OTHER (3 responses)

- Removal of overhead trees and limbs which overhang walking trails – Waynesville Rec Center are dead limbs liability?
- Since our children are grown and live with away from our home (with exception of our handicapped daughter) our needs are not the same as a young family.
- I have belonged to the Rec Park for over 2 years and I am always surprised that there are not that many members

APPENDIX B

Public Meetings

Haywood County
Comprehensive Parks and Recreation Master Plan
Public Meeting Prioritization Summary

**Question #2: What improvements do you think are most needed
at existing park and recreation facilities?**

Number of
Comments

- | | |
|----|--|
| 10 | Add pavilion, multi-use fields and walking trails at Maggie Valley Fair Grounds |
| 10 | Restroom improvements (including accessibility) at all outdoor facilities |
| 5 | Lighting at International Paper Sports Complex |
| 5 | Combine all existing recreation departments into one department to serve the entire county |
| 3 | Develop mapping for distribution of location of recreation sites |
| 3 | Playgrounds in Clyde |
| 3 | Places for users to skateboard |
| 3 | Upgrade, better manage and better maintain existing facilities |
| 2 | Improvements at Clyde Park - Add playground equipment |
| 2 | Renovate restrooms at Waynesville Recreation Park |
| 2 | Safe pedestrian access to the Pigeon Community Center & provide an update on the progress of the renovations |
| 2 | Add trees at Maggie Valley Fair Grounds |
| 2 | Improved signage/way finding |
| 2 | Better maintenance at youth facilities |
| 2 | Places for users to rollerblade |
| 2 | Greenway connections to the International Paper Sports Complex |
| 2 | Improve fields and add parking at Allens Creek Park |
| 2 | Light existing trails in Canton |
| 1 | Long-range agreements needed with school facilities |
| 1 | Old Armory (Waynesville) should be sold and profits used for new facility |
| 1 | Demolish restrooms at Waynesville Recreation Park |
| 1 | Sulphur Springs gazebo needs a new roof |
| 1 | Redevelop horse ring for another use |
| 1 | Maintenance office at Waynesville Recreation Park needs improvements |
| 1 | Lighting improvements |
| 1 | Improve wildlife habitat |
| 1 | Grass infields on baseball fields |
| 1 | More PR - fitness finder / internet |
| 1 | Add canoe launches at waterfront parks |

Haywood County
Comprehensive Parks and Recreation Master Plan
Public Meeting Prioritization Summary

Question #3: What, if any, new recreation programs are needed?

- 6 New programs for seniors
- 4 Disc Golf classes/league
- 3 Programs for teens
- 3 Joint publication to market programs
- 2 Youth baseball and soccer in Maggie Valley
- 2 Family-oriented festivals and events
- 1 Adventure outdoor programs
- 1 Walking programs with wellness information that are free
- 1 Places for informal jam sessions
- 1 Arts and crafts programs

Question #4: What, if any, new park and recreation facilities are needed?

- 10 Indoor or Outdoor Skate Park
- 9 Softball/Baseball/Soccer Complex (combines separate and joint comments)
- 6 Disc Golf course
- 6 Picnic area along the creek in Maggie Valley
- 6 Tennis Courts & Shuffleboard
- 6 Bike trails & mountain bike trails - hard surface
- 5 Greenways
- 4 Outdoor swimming pool
- 4 Mountain Bike Trails
- 3 Greenway connection between Clyde and Canton
- 2 BMX track/park
- 2 Complete International Paper Sports Complex
- 1 Bowling Alley
- 1 Skating Rink
- 1 Indoor Tennis Courts
- 1 Trail at International Paper Sports Complex
- 1 Indoor & Outdoor Volleyball Courts
- 1 Multi-use Greenways
- 1 Youth Football Facility

Haywood County
Comprehensive Parks and Recreation Master Plan
Public Meeting Prioritization Summary

Question #5: **In your opinion, where should the new park and recreation facilities be located within the County?**

- 11 Maggie Valley Festival Grounds
- 4 Outdoor pool in Clyde
- 3 Pigeon River corridor - over next 5 years
- 2 Greenways in Clyde
- 2 Fines Creek and Crabtree
- 2 Floodplain in Clyde
- 2 Bethel
- 1 East Haywood County
- 1 Fines Creek - Hwy 209 corridor
- 1 Raccoon Creek between Junaluska Elementary and the traffic circle - Haywood Electric
- 1 Jonathan Creek area

Question #6: **If new facilities are provided, should they be included in fewer yet larger County-wide parks or in more yet smaller neighborhood parks?**

- 4 Smaller parks in urban areas and larger parks in rural areas
- 3 Smaller and scattered
- 3 Both
- 2 Larger, County-wide
- 1 Larger parks in urban areas and small parks in rural areas

Question #7: **What, if any, sources of funding are you willing to support in order to make improvements, build new facilities and create new programs?**

- 14 Special Sales tax
- 12 Grants
- 4 Increased funding from County
- 3 Private sponsorships
- 2 Increased user fees
- 1 Tourism Development Authority funds
- 1 Bond issue
- 1 Tax Increment Financing (TIF)

CLANTON AND CLYDE PUBLIC MEETING

For questions 2-7, the numbers in parentheses beside a response indicate the number of “sticky dots” placed on the response by the meeting participants indicating that the response was of importance to them. Each meeting participants were given 4 dots for this purpose.

- A. Question #1: What is your opinion of the quality of existing park and recreation facilities?
1. Poor.
 2. Rec center is good facility.
 3. All other facilities inadequate.
 4. Facilities are improving.
 5. Facilities are in good shape, clean and well managed.
 6. Mix of quality – good and bad.
- B. Question #2: What improvements do you think are most needed at existing park and recreation facilities?
1. Lighting at I.P. Complex. (5)
 2. Lighting at Waynesville Rec Park.
 3. Playgrounds in Clyde. (3)
 4. Place for users to:
 - a. rollerblade (2)
 - b. Skateboard (3)
 5. Greenway connections to I.P. complex. (2)
 6. Allens Creek – improve fields and add parking. (2)
 7. Light existing trails in Canton. (2)
 8. Grass infields on baseball fields. (1)
 9. Sound barrier along interstate at I.P.
 10. Upgrade, better manage and maintain existing facilities. (3)
 11. Combine all existing rec departments into one to serve entire county. (5)
- C. Question #3: What, if any new recreation programs are needed?
1. Disc golf league. (2)
 2. Indoor soccer league.
 3. Adventure outdoor programs.
- D. Question #4: What, if any new park and recreation facilities are needed?
1. Disc golf.
 2. Covered outdoor basketball court.
 3. Centrally located outdoor pool with play area.
 4. Dog park.
 5. Indoor skate park facility. (5)
 6. Outdoor skate park. (1)
 7. Centrally located baseball / softball and soccer complex with batting cage. (1)
 8. Tournament facilities. (1)

9. Field soccer complex. (1)
10. Indoor soccer.
11. Indoor playground.
12. Complete I.P. complex. (2)
13. Multiuse greenways. (1)
14. Youth football facility. (1)
15. Youth basketball facility.
16. Indoor and outdoor volleyball courts.
17. Walking trail in Fines Creek.
18. Walking trail in Cruso.
19. Safe routes to schools.

E. Question #5: In your opinion, where should the new park and recreation facilities be located in the County?

1. Outdoor volleyball at Clyde.
2. Outdoor pool in Clyde. (4)
3. Greenways in Clyde. (2)
4. South end of county (Bethel, Cruso).
5. Fines Creek and Crabtree.
6. Jonathans Creek.
7. East Haywood. (1)

F. Question #6: If new facilities are provided, should they be included in fewer yet larger County-wide parks or in more yet smaller neighborhood parks?

1. Both.
2. Large facilities in both ends of county.
3. Larger parks in urban areas and small parks in rural areas. (1)

G. Question #7: What, if any sources of new funding are you willing to support in order to make improvements, build new facilities and create new programs?

1. Material and monetary donations.
2. Grants. (2)
3. Increased funding from county. (4)
4. Donations tied to sponsor recognition.
5. Designated sales tax. (5)
6. Increased user fees. (1)
7. TDA (1)

GREENWAYS GROUP PUBLIC MEETING

For questions 2-7, the numbers in parentheses beside a response indicate the number of “sticky dots” placed on the response by the meeting participants indicating that the response was of importance to them. Each meeting participants were given 4 dots for this purpose.

- A. Question #1: What is your opinion of the quality of existing park and recreation facilities?
 - 1. Pretty good.
 - 2. Indoor facilities very good.
 - 3. Indoor facilities are expensive
 - 4. Outdoor facilities (Allens Creek, L.P. complex, Dutch Fisher) excellent.

- B. Question #2: What improvements do you think are most needed at existing park and recreation facilities?
 - 1. Shelter over Pigeon Development Center, basketball court and lights.
 - 2. Bathroom facilities.
 - 3. Improvements at old Hazelwood School
 - 4. Better wayfinding / signage.
 - 5. More PR / fitness finder / internet. (1)
 - 6. Add canoe launches at water front parks. (1)

- C. Question #3: What, if any new recreation programs are needed?
 - 1. Disc golf classes.
 - 2. Programs for teens. (3)
 - 3. Jr. tennis league.
 - 4. Bowling league.
 - 5. Cycling team.
 - 6. Golf programs for youth (affordable and open to public).
 - 7. Aerobics / exercise programs.
 - 8. Adventure outdoor programs.

- D. Question #4: What, if any new park and recreation facilities are needed?
 - 1. Provide incentives to private developers to include greenways and open space.
 - 2. Allens Creek, Richland Creek, Hyatt Creek Greenway.
 - 3. Greenway connection b/w Clyde and Canton. (3)
 - 4. Greenway connection to Rough Creek watershed.
 - 5. Connection b/w I-40 and Hwy 23 along 209.
 - 6. Hyatt Creek to western county line greenway.
 - 7. Follow sewer lines with greenway trails.
 - 8. Clyde to I-40 connection.
 - 9. Raccoon Creek greenway.
 - 10. Trail connection b/w Lake Junaluska and Waynesville.
 - 11. Disc golf. (1)

12. Bowling alley.
13. Ballfields – baseball and soccer. (1)
14. Skating rink.
15. Skate park. (1)
16. BMX park. (1)
17. Roller hockey.
18. Basketball gyms
19. Mountain bike trails. (3)
20. Trail at L.P. complex. (1)
21. Connection Canton Rec Park to downtown and L.P. complex.

E. Question #5: In your opinion, where should the new park and recreation facilities be located in the County?

1. Pigeon River corridor -next 5 years. (3)
2. Fines Creek – 209 corridor. (1)
3. Bethel community.
4. Fines Creek community.
5. Greenway with sewer along 209 corridor.
6. Jonathan Creek area.
7. Maggie to Parkway – greenway.
8. Raccoon Creek b/w Junaluska Elem. and traffic circle – Haywood elec. (1)

F. Question #6: If new facilities are provided, should they be included in fewer yet larger County-wide parks or in more yet smaller neighborhood parks?

1. Both.
2. Neighborhood parks required in new developments.
3. Smaller parks in urban areas and larger parks in rural areas. (4)

G. Question #7: What, if any sources of new funding are you willing to support in order to make improvements, build new facilities and create new programs?

1. Grants. (1)
2. Direct appropriations from general assembly.
3. Bond issue.
4. ½ cent tax increase – sales tax.
5. Lodging and prepared foods tax increase.

MAGGIE VALLEY PUBLIC MEETING

For questions 2-7, the numbers in parentheses beside a response indicate the number of "sticky dots" placed on the response by the meeting participants indicating that the response was of importance to them. Each meeting participants were given 4 dots for this purpose.

- A. Question #1: What is your opinion of the quality of existing park and recreation facilities?
 - 1. Overall fair, but need improvement.
 - 2. Vance Street Park RR in poor condition.
 - 3. Maggie Valley RR at Festival Grounds okay.

- B. Question #2: What improvements do you think are most needed at existing parks?
 - 1. Water fountains needed.
 - 2. Improved security.
 - 3. MVFG – add pavilion and multiuse fields and walking trails. (10)
 - 4. Lighting improvements. (1)
 - 5. MVFG – add trees. (2)
 - 6. Playgrounds needed at MVFG.
 - 7. Bathrooms accessibility. (3)
 - 8. Improved signage (way finding). (1)
 - 9. Improved recognition of Maggie M. as public park.
 - 10. Develop mapping for distribution of location of recreation sites. (3)
 - 11. Improve wildlife habitat. (1)
 - 12. Interpretive signage on Maggie Greenway.
 - 13. Better maintenance at youth facilities. (2)

- C. Question #3: What, if any new recreation programs are needed?
 - 1. New programs for seniors. (6)
 - 2. Provide joint programming by various departments for all county residents.
 - 3. Joint publication to market programs. (3)
 - 4. Use CATV to publicize programs.
 - 5. Youth baseball and soccer in Maggie Valley. (2)

- D. Question #4: What, if any new park and recreation facilities are needed?
 - 1. Bike trails and mountain bikes – hard surface. (5)
 - 2. Skateboard parks. (1)
 - 3. Volleyball (outdoor).
 - 4. Picnic along the creek in Maggie. (6)
 - 5. New ball fields and soccer along creek in Maggie Valley.
 - 6. Outdoor pool at east end of county.
 - 7. Tennis courts and shuffleboard. (6)
 - 8. Winter sports area for youth.
 - 9. New neighborhood parks.

- E. Question #5: In your opinion, where should the new park and recreation facilities be located in the County?
1. Maggie Valley festival grounds. (11)
 2. Fines Creek and Crabtree.
 3. Floodplain in Clyde. (2)
 4. Bethel.
- F. Question #6: If new facilities are provided, should they be included in fewer yet larger County-wide parks or in more yet smaller neighborhood parks?
1. Smaller and scattered. (3)
 2. Larger county wide. (1)
 3. Both. (1)
- G. Question #7: What, if any sources of new funding are you willing to support in order to make improvements, build new facilities and create new programs?
1. Grants. (6)
 2. Bond issue.
 3. Tax increase.
 4. TIF (1)
 5. Private donations.
 6. Public / private partnerships.
 7. Special purpose sales tax. (1)
 8. Recycling drive.

WAYNESVILLE PUBLIC MEETING

For questions 2-7, the numbers in parentheses beside a response indicate the number of “sticky dots” placed on the response by the meeting participants indicating that the response was of importance to them. Each meeting participants were given 4 dots for this purpose.

A. Question #1: What is your opinion of the quality of existing park and recreation facilities?

1. Great facilities in Waynesville, but still room for improvement.
2. Old swimming pool building needs to be renovated for future uses.
3. Baseball and softball facilities are not maintained.
4. Smaller parks need to be updated.

B. Question #2: What improvements do you think are most needed at existing park and recreation facilities?

1. Improvements at Clyde Park – add playground equipment. (2)
2. Site work and drainage improvements at picnic area at WRP.
3. Renovate restrooms at WRP. (2)
4. Long-range agreements needed at school facilities. (1)
5. Old armory should be sold and profits used for new facility. (1)
6. Restroom improvements at all outdoor facilities. (6)
7. Demolish restrooms at WRP. (1)
8. Sulphur Springs gazebo needs new roof. (1)
9. Redevelop horse ring for another use. (1)
10. Marshall Street Park needs fencing, lights, and dugouts for softball and t-ball fields.
11. Junaluska Elementary School – regrade open fields to make them more usable.
12. Maintenance office at WRP needs improvements. (1)
13. Restrooms at East St. Park.
14. Larger parking area at Hazelwood Park.
15. ADA upgrades.
16. Pigeon Community Center – safe pedestrian access and update on renovations. (2)

C. Question #3: What, if any new recreation programs are needed?

1. Walking programs with wellness information that are free. (1)
2. Places for informal jam sessions. (1)
3. Disc sports – golf and ultimate Frisbee.
4. Senior athletic leagues.
5. Art programs and crafts programs. (1)
6. Family-oriented festivals and events. (2)
7. Women programs for those with kids and seniors.

- D. Question #4: What, if any new park and recreation facilities are needed?
1. Outdoor swimming pool. (2)
 2. Miniature golf.
 3. Disc golf course. (3)
 4. Bowling alley.
 5. Go-cart track.
 6. Soccer complex. (1)
 7. Softball/baseball complex. (2)
 8. Skate park.
 9. Skating rink.
 10. Indoor tennis courts. (1)
 11. BMX track.
 12. Facilities for biking.
 13. Mountain bike trails.
 14. Greenways. (5)
- E. Question #5: In your opinion, where should the new park and recreation facilities be located in the County?
1. Wherever land is affordable.
 2. International Paper Complex – softball/baseball.
 3. Jonathan Valley – soccer complex.
 4. Outdoor pool in Waynesville.
 5. Indoor tennis – Maggie Valley.
- F. Question #6: If new facilities are provided, should they be included in fewer yet larger County-wide parks or in more yet smaller neighborhood parks?
1. Prefer large, county-wide facilities.
 2. Smaller mini-parks and neighborhood parks.
- G. Question #7: What, if any sources of new funding are you willing to support in order to make improvements, build new facilities and create new programs?
1. Sale of existing facilities to fund building new facilities.
 2. Special sales tax (SPLOST). (5)
 3. Increase fees and charges.
 4. Grants.
 5. Earmark State and Federal funds.
 6. Increase property tax.
 7. Private sponsorships. (2)
 8. No corporate sponsorships.

APPENDIX C

Facility Upgrades Estimates

Haywood County, NC

Comprehensive Parks and Recreation Plan

Preliminary Opinion of Construction Costs

Improvements at Existing Facilities

BWSC BARBE
WAGGONER
SUMNER &
GANNON, P.C.

| Description | Qty. | Unit | Unit Price | Subtotal | Top Priority |
|----------------------------------|--|---|------------|-------------|--------------|
| | | | | | |
| Waynesville | | | | | |
| | | | | | |
| Vance Street Park | | | | | |
| | | | | | |
| 300' Softball Field Construction | | | | | |
| | Infield clay and calcined clay conditioner | 1 | EA | \$13,000 | |
| | Laser grading | 1 | EA | \$9,000 | |
| | Irrigation | 1 | EA | \$20,000 | |
| | Black vinyl coated field fencing | 1 | EA | \$70,000 | |
| | Dugout covers | 2 | EA | \$3,500 | |
| | Equipment (foul poles, bases, dugout benches, etc.) | 1 | EA | \$4,000 | |
| | Subtotal | | | | |
| General Construction | | | | | |
| | Demolition (remove existing fencing, buildings etc.) | 1 | LS | \$15,000 | |
| | Excavation | 1 | AL | \$7,500 | |
| | Erosion control | 1 | LS | \$5,000 | |
| | New concrete walks/plazas | 5,000 | SF | \$6 | |
| | Restroom/concession/storage building | 2,500 | SF | \$125 | |
| | Scorer's tower (20' x 12') | 1 | LS | \$40,000 | |
| | Re-work electrical | 1 | AL | \$10,000 | |
| | Grassing in common areas | 1 | AL | \$3,000 | |
| | Landscaping (trees and shrubs) | 1 | AL | \$5,000 | |
| | New entrance drive and 3 HC parking spaces | 1 | AL | \$6,000 | |
| | Bollards and chain barrier along Vance Street | 1 | AL | \$2,500 | |
| | Irrigation water tap/backflow/main | 1 | EA | \$3,500 | |
| Recreation Center | | | | | |
| | Weight room addition | 1,700 | SF | \$150 | \$255,000 |
| Outdoor Pool | | | | | |
| | New outdoor pool with play features | 1 | AL | \$1,000,000 | \$1,000,000 |
| Legend | | | | Subtotal | \$255,000 |
| EA | Each | General Contractor (GC) General Conditions | | | \$17,850 |
| LS | Lump Sum | GC Overhead and Profit @ 15% | | | \$38,250 |
| AL | Allowance | Subtotal | | | \$311,100 |
| SF | Square feet | 20% Contingency | | | \$62,220 |
| | | | | Subtotal | \$373,320 |
| | | Design Fees, Permitting, Geotechnical, etc. | | | \$37,332 |
| | | | | Subtotal | \$410,652 |

Haywood County, NC

Comprehensive Parks and Recreation Plan

Preliminary Opinion of Construction Costs

Improvements at Existing Facilities

BWSC BARGE
WAGGONER
BUNNER &
CANNON, P.C.

| Description | Qty. | Unit | Unit Price | Subtotal | Top Priority |
|---|-------------|---|------------|-----------------|------------------|
| Waynesville | | | | | |
| Waynesville Rec Park | | | | | |
| 150' Field Construction | | | | | |
| Infield clay and calcined clay conditioner | 1 | EA | \$13,000 | \$13,000 | |
| Laser grading | 1 | EA | \$7,000 | \$7,000 | |
| Irrigation | 1 | EA | \$8,000 | \$8,000 | |
| Bermuda grass sprigs and grow-in | 3 | EA | \$8,000 | \$24,000 | |
| Black vinyl coated field fencing - 150' field | 1 | EA | \$34,500 | \$34,500 | |
| Field lighting - 150' field | 1 | EA | \$50,000 | \$50,000 | |
| Dugout covers | 2 | EA | \$3,000 | \$6,000 | |
| Equipment (foul poles, bases, dugout benches, etc.) | 1 | EA | \$3,500 | \$3,500 | |
| 300' Softball Field Construction | | | | | |
| Infield clay and calcined clay conditioner | 1 | EA | \$13,000 | \$13,000 | |
| Laser grading | 1 | EA | \$9,000 | \$9,000 | |
| Irrigation | 1 | EA | \$20,000 | \$20,000 | |
| Bermuda grass sprigs and grow-in | 1 | EA | \$10,000 | \$10,000 | |
| Black vinyl coated field fencing | 1 | EA | \$70,000 | \$70,000 | |
| Field Lighting | 1 | EA | \$100,000 | \$100,000 | |
| Dugout covers | 2 | EA | \$3,500 | \$7,000 | |
| Equipment (foul poles, bases, dugout benches, etc.) | 1 | EA | \$4,000 | \$4,000 | |
| Subtotal | | | | | |
| General Construction | | | | | |
| Site lighting | 1 | AL | \$75,000 | \$75,000 | |
| Asphalt paving for parking lot | 4,700 | SY | \$20 | \$94,000 | |
| Restroom/concessions building | 1,800 | SF | \$125 | \$225,000 | |
| Spash pad | 1 | AL | \$200,000 | \$200,000 | |
| Putt Putt course | 1 | AL | \$50,000 | \$50,000 | |
| Disc golf (course traverses Vance Street as well) | 1 | AL | \$20,000 | \$20,000 | \$20,000 |
| Demolition (remove existing fencing, light poles, etc.) | 1 | LS | \$25,000 | \$25,000 | |
| Remodel maintenance building for pottery | 1 | AL | \$30,000 | \$30,000 | |
| Mass grading | 1 | LS | \$75,000 | \$75,000 | |
| Erosion control | 1 | LS | \$15,000 | \$15,000 | |
| Storm drainage (may be required in plaza areas) | 1 | AL | \$10,000 | \$10,000 | |
| New concrete walks | 5,000 | SF | \$6 | \$30,000 | |
| Concrete plazas | 12,000 | SF | \$6 | \$72,000 | |
| Grassing in common areas | 1 | AL | \$7,500 | \$7,500 | |
| Landscaping (trees and shrubs) | 1 | AL | \$25,000 | \$25,000 | |
| Electrical distribution | 1 | AL | \$75,000 | \$75,000 | |
| Irrigation water tap/backflow/main | 1 | EA | \$3,500 | \$3,500 | |
| Skate Park | | | | | |
| Skate park | 1 | LS | \$250,000 | \$250,000 | \$250,000 |
| Parking for 20 cars | 600 | SY | \$20 | \$12,000 | \$12,000 |
| Walkways | 1 | AL | \$7,500 | \$7,500 | \$7,500 |
| Restroom | 150 | SF | \$150 | \$22,500 | \$22,500 |
| Legend | | | | Subtotal | \$312,000 |
| EA | Each | General Contractor (GC) General Conditions | | | \$21,840 |
| LS | Lump Sum | GC Overhead and Profit @15% | | | \$46,800 |
| AL | Allowance | Subtotal | | | \$380,640 |
| SF | Square feet | 20% Contingency | | | \$76,128 |
| | | | | Subtotal | \$456,768 |

| | | | | | | |
|--|--|---|--|--|----------|-----------|
| | | Design Fees, Permitting, Geotechnical, etc. | | | | \$45,677 |
| | | | | | Subtotal | \$502,445 |
| | | | | | | |

Haywood County, NC

Comprehensive Parks and Recreation Plan

Preliminary Opinion of Construction Costs

Improvements at Existing Facilities

BWSC BARGE
WAGGONER
BURNER &
CANNON, LLC

| Description | Qty. | Unit | Unit Price | Subtotal | Top Priority |
|--|-------------|------|------------------------------------|--|---------------------|
| Waynesville | | | | | |
| Dutch Fisher Park | | | | | |
| General Construction | | | | | |
| Asphalt paving (60 space parking lot) | 2,000 | SY | \$20.00 | | \$40,000 |
| Concrete plazas/walks for ADA | 6,500 | SF | \$6.00 | | \$39,000 |
| ADA accessible dugouts | 2 | EA | \$7,500.00 | | \$15,000 |
| Site work (excavation, drainage, etc.) | 1 | AL | \$20,000.00 | | \$20,000 |
| Erosion control | 1 | AL | \$3,000.00 | | \$3,000 |
| Upgrade playground surface | 1 | AL | \$7,500.00 | | \$7,500 |
| | | | | Subtotal | \$124,500.00 |
| Legend | | | | General Contractor (GC) General Conditions | \$8,715.00 |
| EA | Each | | GC Overhead and Profit @15% | | \$18,675.00 |
| LS | Lump Sum | | | Subtotal | \$151,890.00 |
| AL | Allowance | | | 10% Contingency | \$15,189.00 |
| SF | Square feet | | | Subtotal | \$167,079.00 |
| | | | | Design Fees, Permitting, Geotechnical, etc. | \$16,707.90 |
| | | | | Subtotal | \$183,786.90 |

Haywood County, NC

Comprehensive Parks and Recreation Plan

Preliminary Opinion of Construction Costs

Improvements at Existing Facilities



| Description | | Qty. | Unit | Unit Price | Subtotal | Top Priority |
|-----------------------------|---|---|------|------------|--|--------------|
| | | | | | | |
| Waynesville | | | | | | |
| | | | | | | |
| East Street Park | | | | | | |
| | | | | | | |
| General Construction | | | | | | |
| | Asphalt paving (20 space parking lot) | 600 | SY | \$20 | \$12,000 | |
| | Concrete walks for ADA | 1 | AL | \$15,000 | \$15,000 | |
| | Replace playground with accessible play equipment | 1 | AL | \$30,000 | \$30,000 | |
| | Ruberized playground surface | 2,500 | SF | \$8 | \$20,000 | |
| | Uni-sex accessible restroom | 64 | SF | \$200 | \$12,800 | |
| | Site work (excavation, drainage, etc.) | 1 | AL | \$10,000 | \$10,000 | |
| | Erosion control | 1 | AL | \$3,000 | \$3,000 | |
| Legend | | | | | Subtotal | \$0 |
| EA | Each | General Contractor (GC) General Conditions | | | | \$0 |
| LS | Lump Sum | GC Overhead and Profit @15% | | | | \$0 |
| AL | Allowance | Subtotal | | | | \$0 |
| SF | Square feet | 10% Contingency | | | | \$0 |
| | | | | | Subtotal | \$0 |
| | | | | | Design Fees, Permitting, Geotechnical, etc. | \$0 |
| | | | | | Subtotal | \$0 |
| | | | | | | |
| Top Priority | | \$0 | | | | |

Haywood County, NC

Comprehensive Parks and Recreation Plan

Preliminary Opinion of Construction Costs

Improvements at Existing Facilities



| Description | | Qty. | Unit | Unit Price | Subtotal | Top Priority |
|----------------------|---------------------------------------|--|------|------------|---|--------------|
| | | | | | | |
| Waynesville | | | | | | |
| | | | | | | |
| Sulphur Springs Park | | | | | | |
| | | | | | | |
| General Construction | | | | | | |
| | Asphalt paving (10 space parking lot) | 333 | SY | \$20 | \$6,660 | |
| | Asphalt walkways | 1 | AL | \$7,500 | \$7,500 | |
| | Interpretive signage | 1 | AL | \$5,000 | \$5,000 | |
| | Improvements to gazebo | 1 | AL | \$2,500 | \$2,500 | |
| Legend | | | | | Subtotal | \$0 |
| EA | Each | General Contractor (GC) General Conditions | | | | \$0 |
| LS | Lump Sum | GC Overhead and Profit @15% | | | | \$0 |
| AL | Allowance | Subtotal | | | | \$0 |
| SF | Square feet | 10% Contingency | | | | \$0 |
| | | | | | Subtotal | \$0 |
| | | | | | Design Fees, Permitting, Geotechnical, etc. | \$0 |
| | | | | | Subtotal | \$0 |

Haywood County, NC

Comprehensive Parks and Recreation Plan

Preliminary Opinion of Construction Costs

Improvements at Existing Facilities



| Description | | Qty. | Unit | Unit Price | Subtotal | Top Priority |
|--|-------------|------|------|--|---|--------------|
| | | | | | | |
| Waynesville | | | | | | |
| | | | | | | |
| Capital Improvements Plan | | | | | | |
| | | | | | | |
| General Construction | | | | | | |
| Items included in plan 2006-20011 not in other recommendations | | 1 | AL | \$461,750 | | \$461,750 |
| | | | | | | |
| Legend | | | | | Subtotal | \$461,750 |
| EA | Each | | | General Contractor (GC) General Conditions | | \$0 |
| LS | Lump Sum | | | GC Overhead and Profit @ 15% | | \$0 |
| AL | Allowance | | | | Subtotal | \$0 |
| SF | Square feet | | | | 10% Contingency | \$0 |
| | | | | | | |
| | | | | | Subtotal | \$461,750 |
| | | | | | Design Fees, Permitting, Geotechnical, etc. | |
| | | | | | | \$0 |
| | | | | | Subtotal | \$461,750 |

Haywood County, NC

Comprehensive Parks and Recreation Plan

Preliminary Opinion of Construction Costs

Improvements at Existing Facilities

BWSCBARGE
WAGGONER
SUMNER &
CANNON, II

| Description | | Qty. | Unit | Unit Price | Subtotal | Top Priority |
|-----------------------------|--|------|------|---|--|-----------------|
| | | | | | | |
| Canton | | | | | | |
| | | | | | | |
| Canton Rec Park | | | | | | |
| | | | | | | |
| General Construction | | | | | | |
| | ADA modifications and improvements to the pool building and pool | 1 | AL | \$100,000 | \$100,000 | \$50,000 |
| | ADA walkways | 1 | AL | \$10,000 | \$10,000 | \$10,000 |
| | Upgrade playground surface | 1 | AL | \$7,500 | \$7,500 | \$7,500 |
| | Rebuild horseshoes | 1 | AL | \$2,500 | \$2,500 | |
| | Skate park | 1 | AL | \$250,000 | \$250,000 | |
| | | | | | | |
| Legend | | | | | Subtotal | \$67,500 |
| EA | Each | | | General Contractor (GC) General Conditions | | \$4,725 |
| LS | Lump Sum | | | GC Overhead and Profit @15% | | \$10,125 |
| AL | Allowance | | | | Subtotal | \$82,350 |
| SF | Square feet | | | | 10% Contingency | \$8,235 |
| | | | | | Subtotal | \$90,585 |
| | | | | | Design Fees, Permitting, Geotechnical, etc. | \$9,059 |
| | | | | | Subtotal | \$99,644 |
| | | | | | | |

Haywood County, NC

Comprehensive Parks and Recreation Plan

Preliminary Opinion of Construction Costs

Improvements at Existing Facilities



| Description | Qty. | Unit | Unit Price | Subtotal | Top Priority |
|---|-------|------|--------------|-----------|--------------|
| Canton | | | | | |
| International Paper Complex | | | | | |
| Field Lighting - Existing Fields | | | | | |
| 200' fields | 1 | EA | \$80,000.00 | \$80,000 | \$80,000 |
| 200' pole foundation upgrades | 4 | EA | \$5,000.00 | \$20,000 | \$20,000 |
| 300' fields | 1 | EA | \$100,000.00 | \$100,000 | \$100,000 |
| 300' pole foundation upgrades | 6 | EA | \$5,000.00 | \$30,000 | \$30,000 |
| 350' fields | 1 | EA | \$130,000.00 | \$130,000 | \$130,000 |
| 350' pole foundation upgrades | 8 | EA | \$5,000.00 | \$40,000 | \$40,000 |
| 300' Baseball/Softball Field Construction | | | | | |
| Infield clay and calcined clay conditioner | 1 | EA | \$13,000.00 | \$13,000 | |
| Laser grading | 1 | EA | \$9,000.00 | \$9,000 | |
| Irrigation | 1 | EA | \$16,000.00 | \$16,000 | |
| Bermuda grass sprigs and grow-in | 1 | EA | \$10,000.00 | \$10,000 | |
| Black vinyl coated field fencing | 1 | EA | \$70,000.00 | \$70,000 | |
| Field Lighting | 1 | EA | \$100,000.00 | \$100,000 | |
| Dugout covers | 2 | EA | \$3,500.00 | \$7,000 | |
| Concrete paving | 3,600 | SF | \$6.00 | \$21,600 | |
| Equipment (foul poles, bases, dugout benches, etc.) | 1 | EA | \$4,000.00 | \$4,000 | |
| Subtotal | | | | | |
| 200' Baseball Field Construction | | | | | |
| Infield clay and calcined clay conditioner | 1 | EA | \$13,000.00 | \$13,000 | |
| Laser grading | 1 | EA | \$7,000.00 | \$7,000 | |
| Irrigation | 1 | EA | \$8,000.00 | \$8,000 | |
| Bermuda grass sprigs and grow-in | 1 | EA | \$8,000.00 | \$8,000 | |
| Black vinyl coated field fencing - 200' field | 1 | EA | \$49,350.00 | \$49,350 | |
| Field Lighting - 200' fields | 1 | EA | \$80,000.00 | \$80,000 | |
| Dugout covers | 2 | EA | \$3,000.00 | \$6,000 | |
| Concrete paving | 3,600 | SF | \$6.00 | \$21,600 | |
| Equipment (foul poles, bases, dugout benches, etc.) | 1 | EA | \$3,500.00 | \$3,500 | |
| 350' Baseball Field Construction | | | | | |
| Infield clay and calcined clay conditioner | 1 | EA | \$13,000.00 | \$13,000 | |
| Laser grading | 1 | EA | \$9,000.00 | \$9,000 | |
| Irrigation | 1 | EA | \$20,000.00 | \$20,000 | |
| Bermuda grass sprigs and grow-in | 1 | EA | \$10,000.00 | \$10,000 | |
| Black vinyl coated field fencing | 1 | EA | \$70,000.00 | \$70,000 | |
| Field Lighting | 1 | EA | \$130,000.00 | \$130,000 | |
| Dugout covers | 2 | EA | \$3,500.00 | \$7,000 | |
| Concrete paving | 4,800 | SF | \$6.00 | \$28,800 | |
| Equipment (foul poles, bases, dugout benches, etc.) | 1 | EA | \$4,000.00 | \$4,000 | |
| Subtotal | | | | | |
| Soccer Fields | | | | | |
| Laser grading | 3 | EA | \$9,000.00 | \$27,000 | |
| Irrigation | 3 | EA | \$20,000.00 | \$60,000 | |
| Bermuda grass sprigs and grow-in | 3 | EA | \$10,000.00 | \$30,000 | |
| Asphalt walkways | 1 | AL | \$20,000.00 | \$20,000 | |
| General Construction | | | | | |
| Asphalt parking for 180 cars | 6,000 | SY | \$20.00 | \$120,000 | |
| Pave existing parking lot | 6,000 | SY | \$12.00 | \$72,000 | |
| Mass grading | 1 | AL | \$200,000.00 | \$200,000 | |

| | | | | | | |
|---------------|------------------------------------|--------|----|--|------------------------|---------------------|
| | Erosion control | 1 | LS | \$15,000.00 | \$15,000 | |
| | Storm drainage | 1 | AL | \$25,000.00 | \$25,000 | |
| | Restroom/concession building | 2,000 | SF | \$125.00 | \$250,000 | |
| | New concrete walks/plazas | 10,000 | SF | \$6.00 | \$60,000 | |
| | Grassing in common areas | 1 | AL | \$25,000.00 | \$25,000 | |
| | Landscaping (trees and shrubs) | 1 | AL | \$25,000.00 | \$25,000 | |
| | Site lighting | 1 | AL | \$100,000.00 | \$100,000 | |
| | Site utilities | 1 | AL | \$60,000.00 | \$60,000 | |
| | Electrical distribution | 1 | AL | \$30,000.00 | \$30,000 | |
| | Irrigation water tap/backflow/main | 1 | EA | \$3,500.00 | \$3,500 | |
| | | | | | | |
| Legend | | | | | Subtotal | \$400,000.00 |
| EA | Each | | | General Contractor (GC) General Conditions | | \$28,000.00 |
| LS | Lump Sum | | | GC Overhead and Profit @15% | | \$60,000.00 |
| AL | Allowance | | | | Subtotal | \$488,000.00 |
| SF | Square feet | | | | 10% Contingency | \$48,800.00 |
| | | | | | Subtotal | \$536,800.00 |
| | | | | Design Fees, Permitting, Geotechnical, etc. | | \$53,680.00 |
| | | | | | Subtotal | \$590,480.00 |

Haywood County, NC

Comprehensive Parks and Recreation Plan

Preliminary Opinion of Construction Costs

Improvements at Existing Facilities



| Description | Qty. | Unit | Unit Price | Subtotal | Top Priority |
|--|-------------|---|------------|--|--------------|
| | | | | | |
| Canton | | | | | |
| | | | | | |
| Sorrells Street Park | | | | | |
| | | | | | |
| General Construction | | | | | |
| Passive park and playground construction | 1 | AL | \$250,000 | \$250,000 | |
| | | | | Subtotal | \$0 |
| Legend | | | | | |
| EA | Each | General Contractor (GC) General Conditions | | | \$0 |
| LS | Lump Sum | GC Overhead and Profit @15% | | | \$0 |
| AL | Allowance | Subtotal | | | \$0 |
| SF | Square feet | 10% Contingency | | | \$0 |
| | | | | Subtotal | \$0 |
| | | | | Design Fees, Permitting, Geotechnical, etc. | \$0 |
| | | | | Subtotal | \$0 |

Haywood County, NC

Comprehensive Parks and Recreation Plan

Preliminary Opinion of Construction Costs

Improvements at Existing Facilities

BWSC BARGE
WAGGONER
SUMNER &
CANNON, L.L.C.

| Description | Qty. | Unit | Unit Price | Subtotal | Top Priority |
|------------------------------|-------------|---|--|------------------------|------------------|
| | | | | | |
| Canton | | | | | |
| | | | | | |
| Town of Clyde Park | | | | | |
| | | | | | |
| General Construction | | | | | |
| ADA and general improvements | 1 | AL | \$75,000 | \$75,000 | \$75,000 |
| | | | | | |
| Legend | | | | Subtotal | \$75,000 |
| EA | Each | General Contractor (GC) General Conditions | | | \$5,250 |
| LS | Lump Sum | | GC Overhead and Profit @15% | | \$11,250 |
| AL | Allowance | | | Subtotal | \$91,500 |
| SF | Square feet | | | 10% Contingency | \$9,150 |
| | | | | Subtotal | \$100,650 |
| | | | Design Fees, Permitting, Geotechnical, etc. | | \$10,065 |
| | | | | Subtotal | \$110,715 |
| | | | | | |

Haywood County, NC

Comprehensive Parks and Recreation Plan

Preliminary Opinion of Construction Costs

Improvements at Existing Facilities

BWSC BARDE
WAGGONER
SUMNER &
CANNON, II

| Description | Qty. | Unit | Unit Price | Subtotal | Top Priority |
|-----------------------------|-------------|---|------------|--|--------------|
| | | | | | |
| Canton | | | | | |
| | | | | | |
| Downtown Mini Park | | | | | |
| | | | | | |
| General Construction | | | | | |
| Restroom | 256 | SF | \$150 | \$38,400 | |
| Playground | 1 | AL | \$30,000 | \$30,000 | |
| Playground surface | 1 | AL | \$7,500 | \$7,500 | |
| Picnic shelter | 800 | SF | \$100 | \$80,000 | |
| Site furnishings | 1 | AL | \$4,000 | \$4,000 | |
| Walkways | 1 | AL | \$7,500 | \$7,500 | |
| Landscaping | 1 | AL | \$5,000 | \$5,000 | |
| Parking for 10 cars | 333 | SY | \$20 | \$6,660 | |
| | | | | Subtotal | \$0 |
| Legend | | | | | |
| EA | Each | General Contractor (GC) General Conditions | | | \$0 |
| LS | Lump Sum | GC Overhead and Profit @15% | | | \$0 |
| AL | Allowance | Subtotal | | | \$0 |
| SF | Square feet | 10% Contingency | | | \$0 |
| | | | | Subtotal | \$0 |
| | | | | Design Fees, Permitting, Geotechnical, etc. | \$0 |
| | | | | Subtotal | \$0 |

Comprehensive Parks and Recreation Plan

Preliminary Opinion of Construction Costs

Improvements at Existing Facilities

BYSC CANNON, I

| Description | Qty. | Unit | Unit Price | Subtotal | Top Priority |
|--|-------|------|------------|--|------------------|
| Maggie Valley | | | | | |
| Festival Grounds | | | | | |
| General Construction | | | | | |
| Pavilion with restrooms, concrete floor | 1 | AL | \$125,000 | \$125,000 | |
| Asphalt walking trail | 2,600 | LF | \$25 | \$65,000 | \$65,000 |
| Multi-use fields (irrigated) | 1 | AL | \$60,000 | \$60,000 | |
| Site work (excavation, drainage, etc.) | 1 | AL | \$10,000 | \$10,000 | \$10,000 |
| Site furnishings (benches, picnic tables, trash receptacles) | 1 | AL | \$10,000 | \$10,000 | \$10,000 |
| Erosion control | 1 | AL | \$3,000 | \$3,000 | \$3,000 |
| Landscaping | 1 | AL | \$20,000 | \$20,000 | \$20,000 |
| Playground | 1 | AL | \$37,500 | \$37,500 | \$37,500 |
| | | | | Subtotal | \$145,500 |
| | | | | General Contractor (GC) General Conditions | \$10,185 |
| | | | | GC Overhead and Profit @15% | \$21,825 |
| | | | | Subtotal | \$177,510 |
| | | | | 10% Contingency | \$17,751 |
| | | | | Subtotal | \$195,261 |
| | | | | Design Fees, Permitting, Geotechnical, etc. | \$19,526 |
| | | | | Subtotal | \$214,787 |

Legend

| | | | | | |
|----|-------------|--|--|--|--|
| EA | Each | | | | |
| LS | Lump Sum | | | | |
| AL | Allowance | | | | |
| SF | Square feet | | | | |

Haywood County, NC

Comprehensive Parks and Recreation Plan

Preliminary Opinion of Construction Costs

Improvements at Existing Facilities

BWSCBARDE
WAGGONER
SUNNER &
CANNON, P.C.

| Description | Qty. | Unit | Unit Price | Subtotal | Top Priority |
|-----------------------------|-------------|---|------------|--|--------------|
| | | | | | |
| Maggie Valley | | | | | |
| | | | | | |
| Falls Park | | | | | |
| | | | | | |
| General Construction | | | | | |
| New trail/steps | 1 | AL | \$25,000 | \$25,000 | |
| Signage | 1 | AL | \$500 | \$500 | |
| Parking | 1 | AL | \$15,000 | \$15,000 | |
| | | | | | |
| | | | | Subtotal | \$0 |
| Legend | | | | | |
| EA | Each | General Contractor (GC) General Conditions | | | \$0 |
| LS | Lump Sum | GC Overhead and Profit @15% | | | \$0 |
| AL | Allowance | Subtotal | | | \$0 |
| SF | Square feet | 10% Contingency | | | \$0 |
| | | | | Subtotal | \$0 |
| | | | | Design Fees, Permitting, Geotechnical, etc. | \$0 |
| | | | | Subtotal | \$0 |

Summary of Existing Facility Upgrades

Haywood County

| | | |
|--------------|------------------|------------------|
| Fines Creek | \$229,482 | |
| Cruso | <u>\$52,338</u> | |
| Total | \$281,820 | \$281,820 |

Waynesville

| | | |
|----------------------|--------------------|--------------------|
| Vance Street | \$2,927,707 | |
| Waynesville Rec Park | \$2,742,511 | |
| Dutch Fisher | \$183,787 | |
| East Steet | \$151,753 | |
| Sulphur Springs | \$31,974 | |
| Balance of CIP items | <u>\$461,750</u> | |
| Total | \$6,499,483 | \$6,499,483 |

Canton

| | | |
|---------------------|--------------------|--------------------|
| Canton Rec Park | \$546,194 | |
| International Paper | \$3,338,205 | |
| Sorrells Street | <u>\$369,050</u> | |
| Total | \$4,253,449 | \$4,253,449 |

Clyde

| | | |
|--------------------|------------------|------------------|
| Town of Clyde Park | \$110,715 | |
| Downtown Mini Park | <u>\$264,328</u> | |
| Total | \$375,043 | \$375,043 |

Maggie

| | | |
|-------------------------|------------------|-------------------------|
| Maggie Festival Grounds | \$487,884 | |
| Falls Park | <u>\$59,786</u> | |
| Total | \$547,670 | <u>\$547,670</u> |

| | |
|--------------|---------------------|
| Total | \$11,957,466 |
|--------------|---------------------|

Summary County-Wide

| | |
|----------------|---------------------|
| Haywood County | \$281,820 |
| Waynesville | \$6,499,483 |
| Canton | \$4,253,449 |
| Clyde | \$375,043 |
| Maggie | <u>\$547,670</u> |
| Total | \$11,957,466 |

APPENDIX D

Waynesville CIP

TOWN OF WAYNESVILLE

CAPITAL IMPROVEMENTS PLAN

PERIOD OF 2006-2011

DEPARTMENT:RECREATION

| NO. | ITEM | YEAR | PRICE | STATUS | BUDGET 2005-2006 | ACTUAL TO DATE 2005-2006 | REPLACE 2006-2007 | REPLACE 2007-2008 | REPLACE 2008-2009 | REPLACE 2009-2010 | REPLACE 2010-2011 | AFTER 2011 |
|-----|--------------------------------------|------|---------|--------|---------------------|--------------------------------|----------------------|----------------------|----------------------|----------------------|----------------------|---------------|
| | VEHICLES & ROLLING STOCK: | | | | | | | | | | | |
| | 1995 FORD F250 -0150 | 1995 | 14,747 | GOOD | | | | 21,000 | | | | |
| | 99 FORD VAN-0703 | 1999 | 23,650 | GOOD | | | | | | | | X |
| 7V | 1994 FORD F 150-1917 | 1994 | 10,309 | FAIR | | | 21,000 | | | | | |
| | FORD DIESEL TRACTOR-9440 | 1995 | 11,684 | GOOD | | | | | | | | X |
| | 1995 FORD SUPERDUTY DUMP-7075 | 1995 | | | | | | | | | | X |
| | EQUIPMENT: | | | | | | | | | | | |
| | BUSH HOG W/FINISH MOWER | 1999 | 1,700 | GOOD | | | | | | | | |
| | JOHN DEERE GATOR-7925 | 2001 | 5,000 | GOOD | | | | | | | | |
| | JOHN DEERE MODEL F620-3294 | 2000 | 6,450 | GOOD | | | | | | 8,000 | | |
| | JOHN DEERE ZTRAK757 MOWER-VD58 | 2004 | 7,200 | NEW | | | | | | | | |
| | 6" FINISH MOWER | 2004 | 1,700 | NEW | | | | | | | | |
| | BUILDINGS & LAND: | | | | | | | | | | | |
| | TAYLOR SUTTON HOUSE | 1986 | 105,000 | GOOD | | | | | | | | |
| | HEAT SYSTEM | 1994 | 8,022 | GOOD | | | | | | | | |
| | METAL BUILDING | 1987 | 13,867 | GOOD | | | | | | | | |
| | PRESS BOX & BUILDING-VANCE ST. | 1992 | 4,500 | GOOD | | | | | | | | |
| | ARMORY: | | | | | | | | | | | |
| | HEATING & AIR SYSTEM SR CITIZEN | 1994 | 55,260 | FAIR | | | | | 3,000 | | | |
| | FLOOR CLEANING MACHINE | 1991 | 2,000 | POOR | 4,000 | 3,050 | | | | | | |
| | HANDICAP RAMP | 1994 | 3,000 | FAIR | | | | | | | | |
| | PAGE 1 TOTAL - REC | | | | 4,000 | 3,050 | 21,000 | 21,000 | 3,000 | 8,000 | - | |

TOWN OF WAYNESVILLE

CAPITAL IMPROVEMENTS PLAN

PERIOD OF 2006-2011

DEPARTMENT: RECREATION

| NO | ITEM | YEAR | PRICE | STATUS | BUDGET 2005-2006 | ACTUAL TO DATE 2005-2006 | REPLACE 2006-2007 | REPLACE 2007-2008 | REPLACE 2008-2009 | REPLACE 2009-2010 | REPLACE 2010-2011 | AFTER 2011 |
|-----|----------------------------------|----------|---------|--------|---------------------|--------------------------------|----------------------|----------------------|----------------------|----------------------|----------------------|---------------|
| | ARMORY: | | | | | | | | | | | |
| | RENOVATIONS - ARMORY CENTER | 88,89,99 | 37,168 | GOOD | | | | | | | | X |
| | ROOF ARMORY CENTER | 1998 | 147,727 | FAIR | | | | | | | | X |
| | HALIDE LIGHT FIXTURES (6) | 1991 | 1,850 | FAIR | | | | | | | | X |
| | EXHAUST FAN | 1991 | 2,200 | FAIR | | | | | 2,200 | | | |
| | 30 X 30 EXERCISE MAT | 1991 | 4,000 | FAIR | | | | | | 2,500 | 2,500 | |
| | BLEACHERS | 1992 | 5,282 | GOOD | | | | | | | | X |
| | JUDO MATS | 1994 | 1,885 | GOOD | | | | | | | | X |
| | RESURFACE GYM FLOOR - CENTER | 1997 | 11,100 | FAIR | | | | | 20,000 | 20,000 | | |
| | EXERCISE EQUIP-LEG,CALF & AB | 1996 | 2,150 | GOOD | | | | | | | | X |
| | SELECTORIZED LEG MACHINE | 1996 | 1,669 | GOOD | | | | | | | | X |
| | PORTABLE SCOREBOARD (B-BALL) | 1997 | 750 | GOOD | | | | | | | | X |
| | LEG CURL EXT/STAND CALF,AB/BACK | 1996 | 2,325 | GOOD | | | | | | | | X |
| | BACK BOARDS & GOALS | 1998 | 3,800 | GOOD | | | | | | | | X |
| | ROOF INSPECT & REPAIR | 1999 | 4,390 | GOOD | | | | | | | | X |
| | WINDOW REPLACEMENT | 1999 | 1,607 | GOOD | | | | | | | | X |
| | EXHAUST FAN | 1992 | 1,500 | FAIR | | | | 2,200 | | | | |
| 16E | CLIMBING WALL-HORIZONTAL | | | | | | 5,300 | | | | | |
| | WEATHERPROOF MASONRY-ARMORY | | | | | | | | | | | |
| | JUDO MATS | 2003 | 2,500 | GOOD | | | | | | | | |
| 14B | CARPET, UPSTAIRS/STAIRS, CLASSRM | | | | | | 6,000 | | | | | |
| | HEATING SYSTEM-KITCHEN | 2005 | 2,200 | NEW | | | | | | | | |
| | | | | | | | | | | | | |
| | PAGE 2 TOTAL - REC | | | | - | - | 11,300 | 2,200 | 22,200 | 22,500 | 2,500 | |

PERIOD OF 2006-2011

30

DEPARTMENT:RECREATION

| NO. | ITEM | YEAR | PRICE | STATUS | BUDGET 2005-2006 | ACTUAL TO DATE 2005-2006 | REPLACE 2006-2007 | REPLACE 2007-2008 | REPLACE 2008-2009 | REPLACE 2009-2010 | REPLACE 2010-2011 | AFTER 2011 |
|-----|-----------------------------------|------|--------|--------|---------------------|--------------------------------|----------------------|----------------------|----------------------|----------------------|----------------------|---------------|
| | TENNIS COURTS: | | | | | | | | | | | |
| | RESURFACE TENNIS COURT | 2002 | 37,900 | NEW | - | | | | | | | X |
| | | | | | | | | | | | | |
| | VANCE STREET PARK: | | | | | | | | | | | |
| | BALL FIELD FENCE | 1999 | 7,965 | GOOD | | | | | | | | X |
| | VOLLEYBALL SAND PIT | 1993 | 5,300 | GOOD | | | | | | | | X |
| | 13 SETS BLEACHERS | 1985 | 5,005 | GOOD | | | | | | | | X |
| | RESURFACE TRACK | 2001 | 20,000 | NEW | | | | | | | | X |
| | RIP/RAP ON CREEK BANK | 1997 | 5,000 | | | | | | | | | X |
| | PICNIC SHELTER | 1997 | 13,874 | NEW | | | | | | | | X |
| | RESTROOMS/STORAGE-REMODEL | 1981 | 8,000 | GOOD | | | | | 10,000 | | | X |
| | PAVE PARKING LOT | | | | | | | 10,000 | | | | |
| | HAZELWOOD PARK: | | | | | | | | | | | |
| | PLAYGROUND EQUIPMENT (HAZ) | 1995 | 10,000 | GOOD | | | | | | | | |
| | PICNIC SHELTER (HAZ) | 1995 | 12,000 | GOOD | | | | | | | | |
| | PICNIC TABLES (HAZ-4) | ? | ? | GOOD | | | | | | | | |
| | CONCESSION RESTROOM (HAZ) | ? | 16,000 | GOOD | | | | | | | | |
| | DUGOUTS (HAZ) | ? | ? | GOOD | | | | | | | | |
| | BLEACHERS (HAZ) | ? | ? | GOOD | | | | | | | | |
| | FENCING (HAZ) | ? | ? | GOOD | | | | | | | | |
| | REC. DURASCAPE - PLAYGROUND EQUIP | 1990 | 4,475 | GOOD | | | | | | | | |
| | PAGE 4 TOTAL -REC | | | | - | - | - | 10,000 | 10,000 | - | - | |

DEPARTMENT: RECREATION

| NO. | ITEM | YEAR | PRICE | STATUS | BUDGET 2005-2006 | ACTUAL TO DATE 2005-2006 | REPLACE 2006-2007 | REPLACE 2007-2008 | REPLACE 2008-2009 | REPLACE 2009-2010 | REPLACE 2010-2011 | AFTER 2011 |
|-----|---|------|---------------|--------|---------------------|--------------------------------|----------------------|----------------------|----------------------|----------------------|----------------------|---------------|
| | MAIN OFFICE: | | | | | | | | | | | |
| | SCOREBOARD (BIGFIELD)- (PEPSI DONATED) | 1997 | 1,800 | GOOD | | | | | | | | |
| | PLAYGROUND EQUIPMENT(MOVED PICNIC TABLE) | 1996 | 6,148 | GOOD | | | | | | | | |
| | | | | | | | | | | | | |
| | OFFICE EQUIPMENT: | | | | | | | | | | | |
| | PENTIUM 200 W/PRINTER,SOFT WARE | 1997 | 2,046 | GOOD | | | | | | | | |
| | | | | | | | | | | | | |
| | | | | | | | | | | | | |
| | VARIOUS PARKS: | | | | | | | | | | | |
| | CHESTNUT PARK - SHELTER | | | POOR | | | | | | | | |
| | EAST ST PK - PARK PLAYGROUND | | | POOR | | | | | 30,000 | | | |
| | SHELTER/KIWANIS STORE BLDG. | | 11,000/28,000 | FAIR | | | | | | | | |
| | SCOUT HUT - RENOVATED | 1998 | 25,000 | NEW | | | | | | | | |
| | SULPHUR SPGS PK-GAZEBO | | 3,000 | POOR | | | | | | | | |
| | SKATEBOARD PARK -CONSTRUCTION | | | | | | | | | | | |
| | PURCHASE ABLE PROPERTY | | | | | | | | | | | |
| | PURCHASE SCHULHOFFER PROPERTY | | | | | | | | | | | |
| | PURCHASE COFFEY PROPERTY | | | | | | | | | | | |
| | PAGE 6 TOTAL - REC | | | | - | - | - | - | 30,000 | - | - | - |

DEPARTMENT: RECREATION

| NO. | ITEM | YEAR | PRICE | STATUS | BUDGET 2005-2006 | ACTUAL TO DATE 2005-2006 | REPLACE 2006-2007 | REPLACE 2007-2008 | REPLACE 2008-2009 | REPLACE 2009-2010 | REPLACE 2010-2011 | AFTER 2011 |
|-----|-------------------------------------|------|-----------|--------|---------------------|--------------------------------|----------------------|----------------------|----------------------|----------------------|----------------------|---------------|
| | NEW FACILITY: | | | | | | | | | | | |
| 11P | MULTI-PURPOSE RECREATION CENTER | 2000 | 6,000,000 | NEW | 370,850 | 185,425 | 370,850 | 370,850 | 370,850 | 370,850 | 370,850 | FYE 18 |
| | FURNITURE AND EQUIPMENT | 2000 | 63,000 | NEW | | | | | | | | |
| | COMPUTERS-7 WORKSTATIONS, SERVER | 2000 | 29,900 | NEW | | | | | | | | |
| | SOFTWARE | 2002 | 7,500 | NEW | | | | | | | | |
| | NEROX COPIER 5626 | 2000 | 6,606 | NEW | 8,000 | 7,177 | | | | | | |
| | POOL EQUIPMENT AND FURNISHING | 2000 | 635,000 | NEW | | | | | | | | |
| | HVAC(ELECTRON @ \$ 195,000) | 2000 | 659,971 | NEW | | | | | | | | |
| | CATERPILLAR OLYMPIAN GENERATOR | 2000 | 14,000 | NEW | | | | | | | | |
| | WATER HEATER# 27P250A-MX | 2000 | 19,000 | NEW | | | | | | | | |
| | BOILER | 2000 | | NEW | | | | | | | | |
| | KITCHEN APPLIANCES | 2000 | 1,000 | NEW | | | | | | | | |
| | TABLE GAMES-BUMPER POOL, AIR HOCKEY | | | | | | | | | | | |
| | PING PONG, FOOSBALL | 2000 | 3,100 | NEW | | | | | | | | |
| | BLEACHERS | 2000 | 4,200 | NEW | | | | | | | | |
| 4E | MAGNUM SELECTORIZED | 2000 | 34,500 | NEW | | | 9,200 | 9,000 | 9,000 | 9,000 | | |
| 4E | CARDIOVASCULAR EQUIPMENT- | | | | | | 17,000 | 17,000 | 17,000 | 16,000 | | |
| | TREADMILLS(8), CROSS TRNR(6) | | | | | | | | | | | |
| | UPRIGHT BIKE (3), RECUMBENT (2) | 2000 | 56,836 | NEW | | | | | | | | |
| | WINDOW BLINDS | 2000 | 8,000 | NEW | | | | | | | | |
| | TROPHY CASE | 2000 | 1,650 | NEW | | | | | | | | |
| | POOL VACUUM | 2005 | 3,850 | NEW | | | | | | | | |
| | OUTDOOR POOL | | | | | | | 1,000,000 | | | | |
| | PAGE 7 TOTALS -REC | | | | 378,850 | 192,602 | 397,050 | 1,396,850 | 396,850 | 395,850 | 370,850 | |

PERIOD OF 2006-2011

[illegible]

PERIOD OF 2006-2011

[illegible]

APPENDIX E

New Facilities Estimates

BWSC | **BARRE
WAGGONER
SUMNER &
CANNON, INC.**

| Description | Qty. | Unit | Unit Price | Subtotal | Top Priority | Second Priority | Third Priority |
|--|--------------------|-------|------------|----------|--------------------|------------------|------------------|
| Haywood County New Parks | | | | | | | |
| Land Acquisition | | | | | | | |
| Jonathan Valley Sports Complex | 80 | Acres | \$15,000 | | \$1,200,000 | | |
| Bethel/Canton Sports Complex | 40 | Acres | \$15,000 | | | \$600,000 | |
| Clyde flood properties | 1 | AL | \$76,673 | | \$76,673 | | |
| Community Park with pool | 20 | Acres | \$20,000 | | | | \$400,000 |
| Subtotal | | | | | \$1,276,673 | \$600,000 | \$400,000 |
| Top Priority | \$1,276,673 | | | | | | |
| Second Priority | \$600,000 | | | | | | |
| Third Priority | \$400,000 | | | | | | |
| Project Total | \$2,276,673 | | | | | | |
| Notes: | | | | | | | |
| 1. The amount shown for the Clyde flood properties is 75% of the total cost; Clyde is assumed to be responsible for 25%. | | | | | | | |
| There are total of 6 parcels totaling 3.045 acres with a total appraised value of \$102,230. | | | | | | | |

Haywood County, NC

Comprehensive Parks and Recreation Plan

Preliminary Opinion of Construction Costs

New Parks and Facilities

BWSCBARGE
WAGGONER
SUMNER &
CANNON, INC.

| Description | Qty. | Unit | Unit Price | Subtotal | Top Priority | Second Priority | Third Priority |
|---|-----------------|------|------------|----------|-----------------|-----------------|----------------|
| Haywood County New Parks | | | | | | | |
| Planning | | | | | | | |
| County-wide greenways master plan | 1 | AL | \$53,550 | \$53,550 | | \$53,550 | |
| ADA study | 1 | AL | \$5,000 | \$5,000 | \$5,000 | | |
| Clyde flood properties master plan | 1 | AL | \$22,500 | \$22,500 | \$22,500 | | |
| Subtotal | | | | | \$27,500 | \$53,550 | |
| Top Priority | \$27,500 | | | | | | |
| Second Priority | \$53,550 | | | | | | |
| Third Priority | \$0 | | | | | | |
| Project Total | \$81,050 | | | | | | |
| Notes: | | | | | | | |
| 1. The amount shown for the greenways master plan is the County's pro-rata share (71.4%) based on total 2021 population. | | | | | | | |
| 2. The amount shown for the Clyde flood properties master plan is 75% of the total cost; Clyde is assumed to be responsible for 25% | | | | | | | |
| | | | | | | | |
| | | | | | | | |

Haywood County, NC
Comprehensive Parks and Recreation Plan
Preliminary Opinion of Construction Costs
New Parks and Facilities



| Description | Qty. | Unit | Unit Price | Subtotal | Top Priority | Second Priority | Third Priority |
|---|-------------|------|--------------|-----------|---|-----------------|----------------|
| Haywood County New Parks | | | | | | | |
| Jonathan Valley Sports Complex | | | | | | | |
| 200' Baseball Field Construction - 4 Fields | | | | | | | |
| Infield clay and calcined clay conditioner | 4 | EA | \$13,000 | \$52,000 | \$52,000 | | |
| Laser grading | 4 | EA | \$7,000 | \$28,000 | \$28,000 | | |
| Irrigation | 4 | EA | \$8,000 | \$32,000 | \$32,000 | | |
| Bermuda grass sprigs and grow-in | 4 | EA | \$8,000 | \$32,000 | \$32,000 | | |
| Black vinyl coated field fencing - 200' field | 4 | EA | \$49,350 | \$197,400 | \$197,400 | | |
| Field Lighting - 200' fields | 4 | EA | \$80,000 | \$320,000 | \$320,000 | | |
| Concrete dugout floors | 2,400 | SF | \$6 | \$14,400 | \$14,400 | | |
| Dugout covers | 8 | EA | \$3,000 | \$24,000 | \$24,000 | | |
| Equipment (foul poles, bases, dugout benches, etc.) | 4 | EA | \$3,500 | \$14,000 | \$14,000 | | |
| | | | | \$45,000 | \$45,000 | | |
| 300' Softball/Baseball Field Construction - 3 Fields | | | | | | | |
| Infield clay and calcined clay conditioner | 3 | EA | \$15,000 | \$27,000 | \$27,000 | | |
| Laser grading | 3 | EA | \$9,000 | \$48,000 | \$48,000 | | |
| Irrigation | 3 | EA | \$16,000 | \$30,000 | \$30,000 | | |
| Bermuda grass sprigs and grow-in | 3 | EA | \$10,000 | \$195,000 | \$195,000 | | |
| Black vinyl coated field fencing | 3 | EA | \$65,000 | \$300,000 | \$300,000 | | |
| Field Lighting | 3 | EA | \$100,000 | \$21,000 | \$21,000 | | |
| Concrete dugout floors | 1,800 | SF | \$6 | \$10,800 | \$10,800 | | |
| Dugout covers | 6 | EA | \$3,500 | \$21,000 | \$21,000 | | |
| Equipment (foul poles, bases, dugout benches, etc.) | 3 | EA | \$4,000 | \$12,000 | \$12,000 | | |
| | | | | \$13,000 | \$13,000 | | |
| 350' Baseball Field Construction - 1 Field | | | | | | | |
| Infield clay and calcined clay conditioner | 1 | EA | \$13,000 | \$9,000 | \$9,000 | | |
| Laser grading | 1 | EA | \$9,000 | \$20,000 | \$20,000 | | |
| Irrigation | 1 | EA | \$20,000 | \$10,000 | \$10,000 | | |
| Bermuda grass sprigs and grow-in | 1 | EA | \$10,000 | \$70,000 | \$70,000 | | |
| Black vinyl coated field fencing | 1 | EA | \$70,000 | \$130,000 | \$130,000 | | |
| Field Lighting | 1 | EA | \$130,000 | \$7,000 | \$7,000 | | |
| Concrete dugout floors | 720 | SF | \$6 | \$4,320 | \$4,320 | | |
| Dugout covers | 2 | EA | \$3,500 | \$7,000 | \$7,000 | | |
| Equipment (foul poles, bases, dugout benches, etc.) | 1 | EA | \$5,000 | \$5,000 | \$5,000 | | |
| | | | | | | | |
| Multi Purpose Fields | | | | | | | |
| 2 Artificial surface 180' x 360' multi-purpose fields | 64,800 | SF | \$6 | \$388,800 | \$388,800 | | |
| Lighting | 2 | EA | \$140,000 | \$280,000 | \$280,000 | | |
| | | | | | | | |
| Other Recreation Facilities | | | | | | | |
| Splash pad | 1 | EA | \$250,000 | \$250,000 | \$250,000 | | |
| Pavilion/shelter | 3 | EA | \$40,000 | \$120,000 | \$120,000 | | |
| Sand volleyball | 2 | EA | \$10,000 | \$20,000 | \$20,000 | | |
| Playground | 2 | EA | \$40,000 | \$80,000 | \$80,000 | | |
| Walking trail | 5,200 | LF | \$25 | \$130,000 | \$130,000 | | |
| Horseshoes | 1 | AL | \$5,000 | \$5,000 | \$5,000 | | |
| | | | | | | | |
| General Construction | | | | | | | |
| Asphalt parking for 480 cars | 16,000 | SY | \$20.00 | \$320,000 | \$320,000 | | |
| Clear and grub | 10 | AC | \$3,000.00 | \$30,000 | \$30,000 | | |
| Mass grading | 1 | AL | \$400,000.00 | \$400,000 | \$400,000 | | |
| Erosion control | 1 | LS | \$50,000.00 | \$50,000 | \$50,000 | | |
| Storm drainage | 1 | AL | \$150,000.00 | \$150,000 | \$150,000 | | |
| Restroom/concession building | 2 | EA | \$250,000.00 | \$500,000 | \$500,000 | | |
| New concrete walks/plazas | 50,000 | SF | \$6.00 | \$300,000 | \$300,000 | | |
| Grassing in common areas | 20 | AC | \$3,500.00 | \$70,000 | \$70,000 | | |
| Landscaping (trees and shrubs) | 1 | AL | \$80,000.00 | \$80,000 | \$80,000 | | |
| Site lighting | 1 | AL | \$100,000.00 | \$100,000 | \$100,000 | | |
| Site utilities | 1 | AL | \$125,000.00 | \$125,000 | \$125,000 | | |
| Electrical distribution | 1 | AL | \$150,000.00 | \$150,000 | \$150,000 | | |
| Irrigation water tap/backflow/main | 1 | EA | \$10,000.00 | \$10,000 | \$10,000 | | |
| | | | | | | | |
| | | | | Subtotal | \$5,257,720 | \$0 | \$0 |
| Legend | | | | | General Contractor (GC) General Conditions | | |
| EA | Each | | | | \$368,040 | \$0 | \$0 |
| LS | Lump Sum | | | | \$788,658 | \$0 | \$0 |
| AL | Allowance | | | | Subtotal | \$6,414,418 | \$0 |
| SF | Square feet | | | | 10% Contingency | \$641,442 | \$0 |
| | | | | | Subtotal | \$7,055,860 | \$0 |
| | | | | | Design Fees, Permitting, Geotechnical, etc. | \$705,586 | \$0 |
| | | | | | Subtotal | \$7,761,446 | \$0 |

| | | | | | | | | |
|--|----------------------|--------------------|--|--|--|--|--|--|
| | | | | | | | | |
| | Top Priority | \$7,761,446 | | | | | | |
| | Second Priority | \$0 | | | | | | |
| | Third Priority | \$0 | | | | | | |
| | Project Total | \$7,761,446 | | | | | | |
| | | | | | | | | |

Comprehensive Parks and Recreation Plan

Preliminary Opinion of Construction Costs

New Parks and Facilities



| Description | Qty. | Unit | Unit Price | Subtotal | Top Priority | Second Priority | Third Priority |
|---|--|-----------------------------|--------------|-----------------|--------------|-----------------|----------------|
| | | | | | | | |
| Haywood County New Parks | | | | | | | |
| | | | | | | | |
| Bethel Sports Complex | | | | | | | |
| | | | | | | | |
| 200' Baseball Field Construction - 2 Fields | | | | | | | |
| Infield clay and calcined clay conditioner | 2 | EA | \$13,000 | \$26,000 | | \$26,000 | |
| Laser grading | 2 | EA | \$7,000 | \$14,000 | | \$14,000 | |
| Irrigation | 2 | EA | \$8,000 | \$16,000 | | \$16,000 | |
| Bermuda grass sprigs and grow-in | 2 | EA | \$8,000 | \$16,000 | | \$16,000 | |
| Black vinyl coated field fencing - 200' field | 2 | EA | \$49,350 | \$98,700 | | \$98,700 | |
| Field Lighting - 200' fields | 2 | EA | \$80,000 | \$160,000 | | \$160,000 | |
| Concrete dugout floors | 1,200 | SF | \$6 | \$7,200 | | \$7,200 | |
| Dugout covers | 4 | EA | \$3,000 | \$12,000 | | \$12,000 | |
| Equipment (foul poles, bases dugout benches etc.) | 2 | EA | \$3,500 | \$7,000 | | \$7,000 | |
| | | | | \$45,000 | | \$45,000 | |
| 300' Softball/Baseball Field Construction - 4 Fields | | | | | | | |
| Infield clay and calcined clay conditioner | 3 | EA | \$15,000 | \$27,000 | | \$27,000 | |
| Laser grading | 3 | EA | \$9,000 | \$48,000 | | \$48,000 | |
| Irrigation | 3 | EA | \$16,000 | \$30,000 | | \$30,000 | |
| Bermuda grass sprigs and grow-in | 3 | EA | \$10,000 | \$195,000 | | \$195,000 | |
| Black vinyl coated field fencing | 3 | EA | \$65,000 | \$300,000 | | \$300,000 | |
| Field Lighting | 3 | EA | \$100,000 | \$21,000 | | \$21,000 | |
| Concrete dugout floors | 2,400 | SF | \$6 | \$14,400 | | \$14,400 | |
| Dugout covers | 6 | EA | \$3,500 | \$21,000 | | \$21,000 | |
| Equipment (foul poles, bases dugout benches etc.) | 3 | EA | \$4,000 | \$12,000 | | \$12,000 | |
| | | | | \$13,000 | | \$13,000 | |
| 350' Baseball Field Construction - 1 Field | | | | | | | |
| Infield clay and calcined clay conditioner | 1 | EA | \$13,000 | \$9,000 | | \$9,000 | |
| Laser grading | 1 | EA | \$9,000 | \$20,000 | | \$20,000 | |
| Irrigation | 1 | EA | \$20,000 | \$10,000 | | \$10,000 | |
| Bermuda grass sprigs and grow-in | 1 | EA | \$10,000 | \$70,000 | | \$70,000 | |
| Black vinyl coated field fencing | 1 | EA | \$70,000 | \$130,000 | | \$130,000 | |
| Field Lighting | 1 | EA | \$130,000 | \$7,000 | | \$7,000 | |
| Concrete dugout floors | 720 | SF | \$6 | \$4,320 | | \$4,320 | |
| Dugout covers | 2 | EA | \$3,500 | \$7,000 | | \$7,000 | |
| Equipment (foul poles, bases, dugout benches, etc.) | 1 | EA | \$5,000 | \$5,000 | | \$5,000 | |
| Subtotal | | | | | | | |
| Multi Purpose Fields | | | | | | | |
| 2 Artificial surface 180' x 360' multi-purpose fields | 64,800 | SF | \$6 | \$388,800 | | \$388,800 | |
| Lighting | 2 | EA | \$140,000 | \$280,000 | | \$280,000 | |
| Other Recreation Facilities | | | | | | | |
| Splash pad | 1 | EA | \$250,000 | \$250,000 | | \$250,000 | |
| Pavilion/shelter | 3 | EA | \$40,000 | \$120,000 | | \$120,000 | |
| Sand volleyball | 2 | EA | \$10,000 | \$20,000 | | \$20,000 | |
| Playground | 2 | EA | \$40,000 | \$80,000 | | \$80,000 | |
| Walking trail | 5,200 | LF | \$25 | \$130,000 | | \$130,000 | |
| Disc golf course | 1 | AL | \$20,000 | \$20,000 | | \$20,000 | |
| Horseshoes | 1 | AL | \$5,000 | \$5,000 | | \$5,000 | |
| General Construction | | | | | | | |
| Asphalt parking for 360 cars | 12,000 | SY | \$20.00 | \$240,000 | | \$240,000 | |
| Clear and grub | 10 | AC | \$3,000.00 | \$30,000 | | \$30,000 | |
| Mass grading | 1 | AL | \$400,000.00 | \$400,000 | | \$400,000 | |
| Erosion control | 1 | LS | \$50,000.00 | \$50,000 | | \$50,000 | |
| Storm drainage | 1 | AL | \$150,000.00 | \$150,000 | | \$150,000 | |
| Restroom/concession building | 2 | EA | \$250,000.00 | \$500,000 | | \$500,000 | |
| New concrete walks/plazas | 40,000 | SF | \$6.00 | \$240,000 | | \$240,000 | |
| Grassing in common areas | 20 | AC | \$3,500.00 | \$70,000 | | \$70,000 | |
| Landscaping (trees and shrubs) | 1 | AL | \$80,000.00 | \$80,000 | | \$80,000 | |
| Site lighting | 1 | AL | \$100,000.00 | \$100,000 | | \$100,000 | |
| Site utilities | 1 | AL | \$125,000.00 | \$125,000 | | \$125,000 | |
| Electrical distribution | 1 | AL | \$150,000.00 | \$150,000 | | \$150,000 | |
| Irrigation water tap/backflow/main | 1 | EA | \$10,000.00 | \$10,000 | | \$10,000 | |
| | | | | Subtotal | \$0 | \$4,784,420 | \$0 |
| Legend | General Contractor (GC) General Conditions | | | | \$0 | \$334,909 | \$0 |
| EA | Each | GC Overhead and Profit @15% | | \$0 | \$717,663 | \$0 | \$0 |
| LS | Lump Sum | | | Subtotal | \$0 | \$5,836,992 | \$0 |
| AL | Allowance | | | 10% Contingency | \$0 | \$583,699 | \$0 |
| SF | Square feet | | | Subtotal | \$0 | \$6,420,692 | \$0 |

| | | | | | |
|--|-----------------|---|-----|-------------|-----|
| | | Design Fees, Permitting, Geotechnical, etc. | \$0 | \$642,069 | \$0 |
| | | Subtotal | \$0 | \$7,062,761 | \$0 |
| | | | | | |
| | Top Priority | \$0 | | | |
| | Second Priority | \$7,062,761 | | | |
| | Third Priority | \$0 | | | |
| | Project Total | \$7,062,761 | | | |
| | | | | | |

Haywood County, NC

Comprehensive Parks and Recreation Plan

Preliminary Opinion of Construction Costs

New Parks and Facilities



| Description | Qty. | Unit | Unit Price | Subtotal | Top Priority | Second Priority | Third Priority |
|---|-------------|------|-------------|---|---|-----------------|----------------|
| Haywood County and Clyde New Parks | | | | | | | |
| Development of Flood Properties in Clyde | | | | | | | |
| General Construction | | | | | | | |
| Develop flood properties | 1 | AL | \$2,000,000 | \$2,000,000 | \$1,000,000 | \$1,000,000 | |
| | | | | Subtotal | \$1,000,000 | \$1,000,000 | \$0 |
| Legend | | | | General Contractor (GC) General Conditions | | | |
| EA | Each | | | | \$70,000 | \$70,000 | \$0 |
| LS | Lump Sum | | | | GC Overhead and Profit @15% | \$150,000 | \$150,000 |
| | | | | | Subtotal | \$1,220,000 | \$1,220,000 |
| AL | Allowance | | | | 10% Contingency | \$122,000 | \$122,000 |
| SF | Square feet | | | | Subtotal | \$1,342,000 | \$1,342,000 |
| | | | | | Design Fees, Permitting, Geotechnical, etc. | \$134,200 | \$134,200 |
| | | | | | Subtotal | \$1,476,200 | \$1,476,200 |
| Haywood County Proportional Funding (75% of total) | | | | | \$1,107,150 | \$1,107,150 | \$0 |
| Clyde Proportional Funding (25% of total) | | | | | \$369,050 | \$369,050 | \$0 |
| Haywood County | | | | | | | |
| Top Priority | | | | \$1,107,150 | | | |
| Second Priority | | | | \$1,107,150 | | | |
| Third Priority | | | | \$0 | | | |
| Project Total | | | | \$2,214,300 | | | |
| Clyde | | | | | | | |
| Top Priority | | | | \$369,050 | | | |
| Second Priority | | | | \$369,050 | | | |
| Third Priority | | | | \$0 | | | |
| Project Total | | | | \$738,100 | | | |

BWSC | BARGE
WAGGONER
SUMNER &
CANNON, INC.

| Description | | Qty. | Unit | Unit Price | Subtotal | Top Priority | Second Priority | Third Priority |
|---------------------------------|---------------------------------|---|------|------------|--|------------------|-----------------|----------------|
| Haywood County New Parks | | | | | | | | |
| MARC Senior Center | | | | | | | | |
| General Construction | | | | | | | | |
| | Renovate MARC for Senior Center | 1 | AL | \$500,000 | \$500,000 | \$500,000 | | |
| | | | | | Subtotal | \$500,000 | \$0 | \$0 |
| Legend | | General Contractor (GC) General Conditions | | | | \$35,000 | \$0 | \$0 |
| EA | Each | GC Overhead and Profit @15% | | | | \$75,000 | \$0 | \$0 |
| LS | Lump Sum | Subtotal | | | | \$610,000 | \$0 | \$0 |
| AL | Allowance | 10% Contingency | | | | \$61,000 | \$0 | \$0 |
| SF | Square feet | Subtotal | | | | \$671,000 | \$0 | \$0 |
| | | | | | Design Fees, Permitting, Geotechnical, etc. | \$67,100 | \$0 | \$0 |
| | | | | | Project Total | \$738,100 | \$0 | \$0 |
| Top Priority | | \$738,100 | | | | | | |
| Second Priority | | \$0 | | | | | | |
| Third Priority | | \$0 | | | | | | |
| Project Total | | \$738,100 | | | | | | |

New Parks and Facilities

BWSC | **BARGE
WAGGONER
SUMNER &
CANNON, P.C.**

| Description | Qty. | Unit | Unit Price | Subtotal | Top Priority | Second Priority | Third Priority |
|--|--------|-------------|--|-----------------|--------------|-----------------|----------------|
| Haywood County New Parks | | | | | | | |
| Community Park and Pool | | | | | | | |
| Pool | | | | | | | |
| Pool splash pad, parking restroom, concessions | 1 | AL | \$1,200,000 | \$1,200,000 | | | \$1,200,000 |
| Other Recreation Facilities | | | | | | | |
| Tennis courts (lighted) | 2 | EA | \$40,000 | \$80,000 | | | \$80,000 |
| Pavilion/shelter | 1 | EA | \$40,000 | \$40,000 | | | \$40,000 |
| Sand volleyball | 2 | EA | \$10,000 | \$20,000 | | | \$20,000 |
| Playground | 1 | EA | \$40,000 | \$40,000 | | | \$40,000 |
| General Construction | | | | | | | |
| Asphalt parking for 50 cars (for park use; pool is in above) | 1 666 | SY | \$20.00 | \$33,320 | | | \$33,320 |
| Clear and grub | 5 | AC | \$3,000.00 | \$15,000 | | | \$15,000 |
| Mass grading | 1 | AL | \$75,000.00 | \$75,000 | | | \$75,000 |
| Erosion control | 1 | LS | \$15,000.00 | \$15,000 | | | \$15,000 |
| Storm drainage | 1 | AL | \$20,000.00 | \$20,000 | | | \$20,000 |
| Restroom building | 800 | SF | \$125.00 | \$100,000 | | | \$100,000 |
| New concrete walks/plazas | 10,000 | SF | \$6.00 | \$60,000 | | | \$60,000 |
| Grassing in common areas | 10 | AC | \$3,500.00 | \$35,000 | | | \$35,000 |
| Landscaping (trees and shrubs) | 1 | AL | \$40,000.00 | \$40,000 | | | \$40,000 |
| Site lighting | 1 | AL | \$50,000.00 | \$50,000 | | | \$50,000 |
| Site utilities | 1 | AL | \$30,000.00 | \$30,000 | | | \$30,000 |
| Electrical distribution | 1 | AL | \$25,000.00 | \$25,000 | | | \$25,000 |
| Irrigation water tap/backflow/main | 1 | EA | \$5,000.00 | \$5,000 | | | \$5,000 |
| | | | | Subtotal | \$0 | \$0 | \$1,883,320 |
| Legend | | | General Contractor (GC) General Conditions | \$0 | \$0 | \$0 | \$131,832 |
| EA Each | | | GC Overhead and Profit @15% | \$0 | \$0 | \$0 | \$282,498 |
| LS Lump Sum | | | Subtotal | \$0 | \$0 | \$0 | \$2,297,650 |
| AL Allowance | | | 10% Contingency | \$0 | \$0 | \$0 | \$229,765 |
| SF Square feet | | | Subtotal | \$0 | \$0 | \$0 | \$2,527,415 |
| | | | Design Fees, Permitting, Geotechnical, etc. | \$0 | \$0 | \$0 | \$252,742 |
| | | | Subtotal | \$0 | \$0 | \$0 | \$2,780,157 |
| | | | | | | | |
| Top Priority | | \$0 | | | | | |
| Second Priority | | \$0 | | | | | |
| Third Priority | | \$2,780,157 | | | | | |
| Project Total | | \$2,780,157 | | | | | |

Haywood County, NC
Comprehensive Parks and Recreation Plan
Preliminary Opinion of Construction Costs
New Parks and Facilities



| Description | Qty. | Unit | Unit Price | Subtotal | Top Priority | Second Priority | Third Priority |
|--|------------------|------|------------|--|------------------|------------------|------------------|
| Haywood County, Canton and Clyde New Parks | | | | | | | |
| Canton-Clyde Greenway | | | | | | | |
| General Construction | | | | | | | |
| 8' wide concrete greenway trail | | | | | | | |
| Phase I | 7,000 | LF | \$75 | \$525,000 | \$525,000 | | |
| Phase II | 7,000 | LF | \$75 | \$525,000 | | \$525,000 | |
| Phase III | 7,000 | LF | \$75 | \$525,000 | | | \$525,000 |
| | | | | Subtotal | \$525,000 | \$525,000 | \$525,000 |
| Legend | | | | General Contractor (GC) General Conditions | \$36,750 | \$36,750 | \$36,750 |
| EA | Each | | | GC Overhead and Profit @15% | \$78,750 | \$78,750 | \$78,750 |
| LS | Lump Sum | | | Subtotal | \$640,500 | \$640,500 | \$640,500 |
| AL | Allowance | | | 10% Contingency | \$64,050 | \$64,050 | \$64,050 |
| SF | Square feet | | | Subtotal | \$704,550 | \$704,550 | \$704,550 |
| | | | | Design Fees, Permitting, Geotechnical, etc. | \$70,455 | \$70,455 | \$70,455 |
| | | | | Subtotal | \$775,005 | \$775,005 | \$775,005 |
| Haywood County's Proportional Funding (1/3 of the total) | | | | | \$255,752 | \$255,752 | \$255,752 |
| Canton Proportional Funding (1/3 of the total) | | | | | \$255,752 | \$255,752 | \$255,752 |
| Clyde Proportional Funding (1/3 of the total) | | | | | \$255,752 | \$255,752 | \$255,752 |
| Haywood County | | | | | | | |
| Top Priority | \$255,752 | | | | | | |
| Second Priority | \$255,752 | | | | | | |
| Third Priority | \$255,752 | | | | | | |
| Project Total | \$767,255 | | | | | | |
| Clyde | | | | | | | |
| Top Priority | \$255,752 | | | | | | |
| Second Priority | \$255,752 | | | | | | |
| Third Priority | \$255,752 | | | | | | |
| Project Total | \$767,255 | | | | | | |
| Canton | | | | | | | |
| Top Priority | \$255,752 | | | | | | |
| Second Priority | \$255,752 | | | | | | |
| Third Priority | \$255,752 | | | | | | |
| Project Total | \$767,255 | | | | | | |

Haywood County, NC
Comprehensive Parks and Recreation Plan
Preliminary Opinion of Construction Costs
New Parks and Facilities



| Description | Qty. | Unit | Unit Price | Subtotal | Top Priority | Second Priority | Third Priority |
|--|------------------|-------|------------|-----------|-----------------|------------------|----------------|
| | | | | | | | |
| Waynesville New Parks | | | | | | | |
| | | | | | | | |
| Land Acquisition | | | | | | | |
| Acquire Able and Schulhofer Properties | 23 | Acres | \$40,000 | \$920,000 | | \$920,000 | |
| Hazelwood/Dutch Fisher parking lot | 1 | Acre | \$15,000 | \$15,000 | \$15,000 | | |
| Subtotal | | | | | \$15,000 | \$920,000 | |
| Top Priority | \$15,000 | | | | | | |
| Second Priority | \$920,000 | | | | | | |
| Third Priority | \$0 | | | | | | |
| Project Total | \$935,000 | | | | | | |

BWSC **SARGE WADGONER SUMNER & CANNON, P.C.**

| Description | Qty. | Unit | Unit Price | Subtotal | Top Priority | Second Priority | Third Priority |
|---|-----------------|------|------------|----------|--------------|-----------------|----------------|
| Waynesville New Parks | | | | | | | |
| Planning | | | | | | | |
| County-wide greenways master plan | 1 | AL | \$12,675 | \$12,675 | | \$12,675 | |
| ADA study | 1 | AL | \$10,000 | \$10,000 | \$10,000 | | |
| Old Haywood School property master plan | 1 | AL | \$25,000 | \$25,000 | | \$25,000 | |
| Total | | | | | \$10,000 | \$37,675 | \$0 |
| Top Priority | \$10,000 | | | | | | |
| Second Priority | \$37,675 | | | | | | |
| Third Priority | \$0 | | | | | | |
| Project Total | \$47,675 | | | | | | |
| Notes: | | | | | | | |
| 1. The amount shown for the greenways master plan is the Waynesville's pro-rata share (16.9%) based on total 2021 population. | | | | | | | |

Comprehensive Parks and Recreation Plan

Preliminary Opinion of Construction Costs

New Parks and Facilities

**BARDE
WAGGONER
SUMNER &
CANNON Inc**

| Description | Qty. | Unit | Unit Price | Subtotal | Top Priority | Second Priority | Third Priority |
|---|-------|------|--|-----------------|--------------|-----------------|----------------|
| Waynesville New Parks | | | | | | | |
| Old Hazelwood Neighborhood Park | | | | | | | |
| Recreation Facilities | | | | | | | |
| Minor pavilion/shelter | 2 | EA | \$25 000 | \$50,000 | | | \$50,000 |
| Major pavilion/shelter | 1 | EA | \$40,000 | \$40,000 | | | \$40,000 |
| Sand volleyball | 2 | EA | \$10,000 | \$20,000 | | | \$20,000 |
| Playground | 1 | EA | \$40 000 | \$40,000 | | | \$40 000 |
| Multi-purpose field | 1 | AL | \$50,000 | \$50 000 | | | \$50 000 |
| General Construction | | | | | | | |
| Demolition | 1 | AL | \$30,000.00 | \$30 000 | | | \$30 000 |
| Asphalt parking for 50 cars | 1,666 | SY | \$20.00 | \$33,320 | | | \$33,320 |
| Mass grading | 1 | AL | \$50,000 00 | \$50,000 | | | \$50 000 |
| Erosion control | 1 | LS | \$15,000.00 | \$15,000 | | | \$15,000 |
| Storm drainage | 1 | AL | \$20,000.00 | \$20,000 | | | \$20,000 |
| Restroom building | 800 | SF | \$125 00 | \$100,000 | | | \$100,000 |
| Asphalt walking trail | 2 600 | LF | \$25.00 | \$65,000 | | | \$65,000 |
| New concrete walks/plazas | 7,500 | SF | \$6 00 | \$45,000 | | | \$45,000 |
| Site furnishings (benches, trash receptacles picnic tables) | 1 | AL | \$15 000 00 | \$15,000 | | | \$15,000 |
| Grassing in common areas | 3 | AC | \$3,500.00 | \$10,500 | | | \$10,500 |
| Landscaping (trees and shrubs) | 1 | AL | \$40,000.00 | \$40,000 | | | \$40,000 |
| Site lighting | 1 | AL | \$25 000 00 | \$25,000 | | | \$25,000 |
| Site utilities | 1 | AL | \$15,000.00 | \$15,000 | | | \$15,000 |
| Electrical distribution | 1 | AL | \$25,000.00 | \$25,000 | | | \$25,000 |
| | | | | Subtotal | \$0 | \$0 | \$688,820 |
| Legend | | | General Contractor (GC) General Conditions | | \$0 | \$0 | \$48,217 |
| EA Each | | | GC Overhead and Profit @15% | | \$0 | \$0 | \$103,323 |
| LS Lump Sum | | | Subtotal | | \$0 | \$0 | \$840,360 |
| AL Allowance | | | 10% Contingency | | \$0 | \$0 | \$84,036 |
| SF Square feet | | | Subtotal | | \$0 | \$0 | \$924,396 |
| | | | Design Fees, Permitting, Geotechnical, etc. | | \$0 | \$0 | \$92,440 |
| | | | Subtotal | | \$0 | \$0 | \$1,016,836 |
| Top Priority | | | \$0 | | | | |
| Second Priority | | | \$0 | | | | |
| Third Priority | | | \$1,016,836 | | | | |
| Project Total | | | \$1,016,836 | | | | |

BWSC | **BARGE
WAGGONER
BURNER &
CANNON INC.**

| Description | Qty. | Unit | Unit Price | Subtotal | Top Priority | Second Priority | Third Priority |
|---|-----------------|------|------------|----------|--------------|-----------------|----------------|
| Canton New Parks | | | | | | | |
| Planning | | | | | | | |
| County-wide greenways master plan | 1 | AL | \$5,475 | \$5,475 | | \$5,475 | |
| ADA study | 1 | AL | \$5,000 | \$5,000 | \$5,000 | | |
| Total | | | | | \$5,000 | \$5,475 | |
| Top Priority | \$5,000 | | | | | | |
| Second Priority | \$5,475 | | | | | | |
| Third Priority | \$0 | | | | | | |
| Project Total | \$10,475 | | | | | | |
| Notes: | | | | | | | |
| 1. The amount shown for the greenways master plan is the Canton's pro-rata share (7.3%) based on total 2021 population. | | | | | | | |

Haywood County, NC

Comprehensive Parks and Recreation Plan

Preliminary Opinion of Construction Costs

New Parks and Facilities

BWSC BARGE
WAGGONER
SUMNER &
CANNON LTD.

| Description | Qty. | Unit | Unit Price | Subtotal | Top Priority | Second Priority | Third Priority |
|--|----------|------|------------|----------|--------------|-----------------|----------------|
| Clyde New Parks | | | | | | | |
| | | | | | | | |
| Land Acquisition | | | | | | | |
| | | | | | | | |
| Acquire additional flood properties | 1 | AL | \$25,558 | \$25,558 | \$25,558 | | |
| Subtotal | | | | | \$25,558 | | |
| | | | | | | | |
| Top Priority | \$25,558 | | | | | | |
| Second Priority | \$0 | | | | | | |
| Third Priority | \$0 | | | | | | |
| Project Total | \$25,558 | | | | | | |
| | | | | | | | |
| Notes: | | | | | | | |
| 1. The amount shown for the Clyde flood properties is 25% of the total cost; Haywood County is assumed to be responsible for 75% | | | | | | | |
| There are total of 6 parcels totaling 3.045 acres with a total appraised value of \$102,230. | | | | | | | |
| | | | | | | | |

BWSC | BARGE
WAGGONER
SUMNER &
CANNON, P.C.

BWSC **BARRE**
WAGGONER
SUMNER &
CANNON, INC.

| Description | Qty. | Unit | Unit Price | Subtotal | Top Priority | Second Priority | Third Priority |
|---|----------------|------|------------|----------|----------------|-----------------|----------------|
| Maggie Valley | | | | | | | |
| Planning | | | | | | | |
| County-wide greenways master plan | 1 | AL | \$1,500 | \$1,500 | | \$1,500 | |
| ADA study | 1 | AL | \$2,500 | \$2,500 | \$2,500 | | |
| Total | | | | | \$2,500 | \$1,500 | |
| Top Priority | \$2,500 | | | | | | |
| Second Priority | \$1,500 | | | | | | |
| Third Priority | \$0 | | | | | | |
| Project Total | \$4,000 | | | | | | |
| Notes: | | | | | | | |
| 1. The amount shown for the greenways master plan is the Maggie's pro-rata share (2.0%) based on total 2021 population. | | | | | | | |